

# 팀즈 프리미엄 소개

최정우

2023



# Microsoft Teams Premium

The better way  
to meet

## Teams Premium makes meetings more



### Personalized

Easily create  
meetings that  
meet your  
needs



### Intelligent

Focus on what  
matters with  
AI-powered  
meetings



### Secure

Help keep  
confidential  
meetings  
confidential



Meetings



Virtual Appointments



Webinars

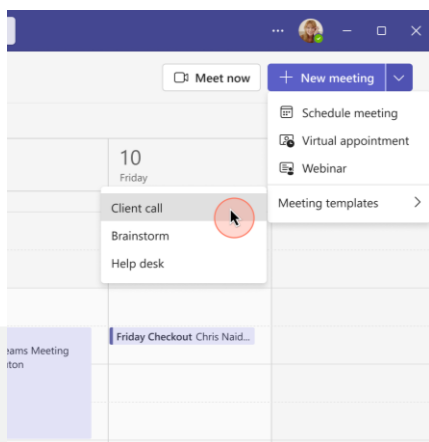


Large meetings

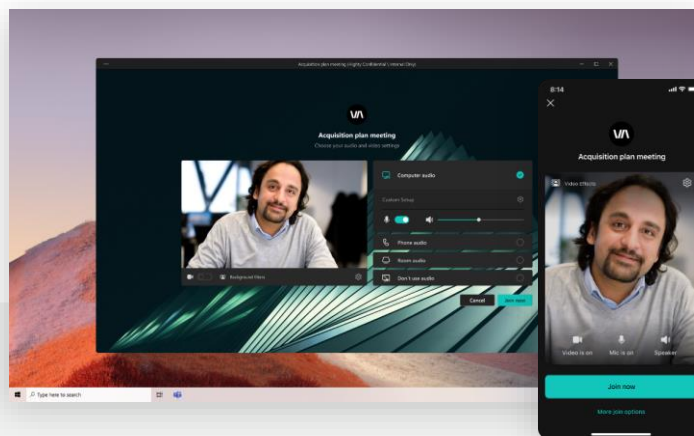


# 회의 커스터마이징 기능

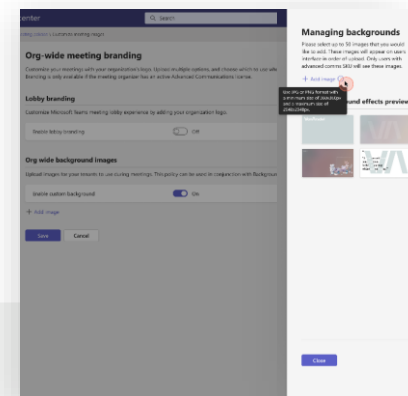
요구 사항을 충족하고 브랜드를 구현하는 회의를 쉽게 생성합니다



미팅 템플릿을 사용하여 올바른 유형의 회의를 쉽게 예약합니다.



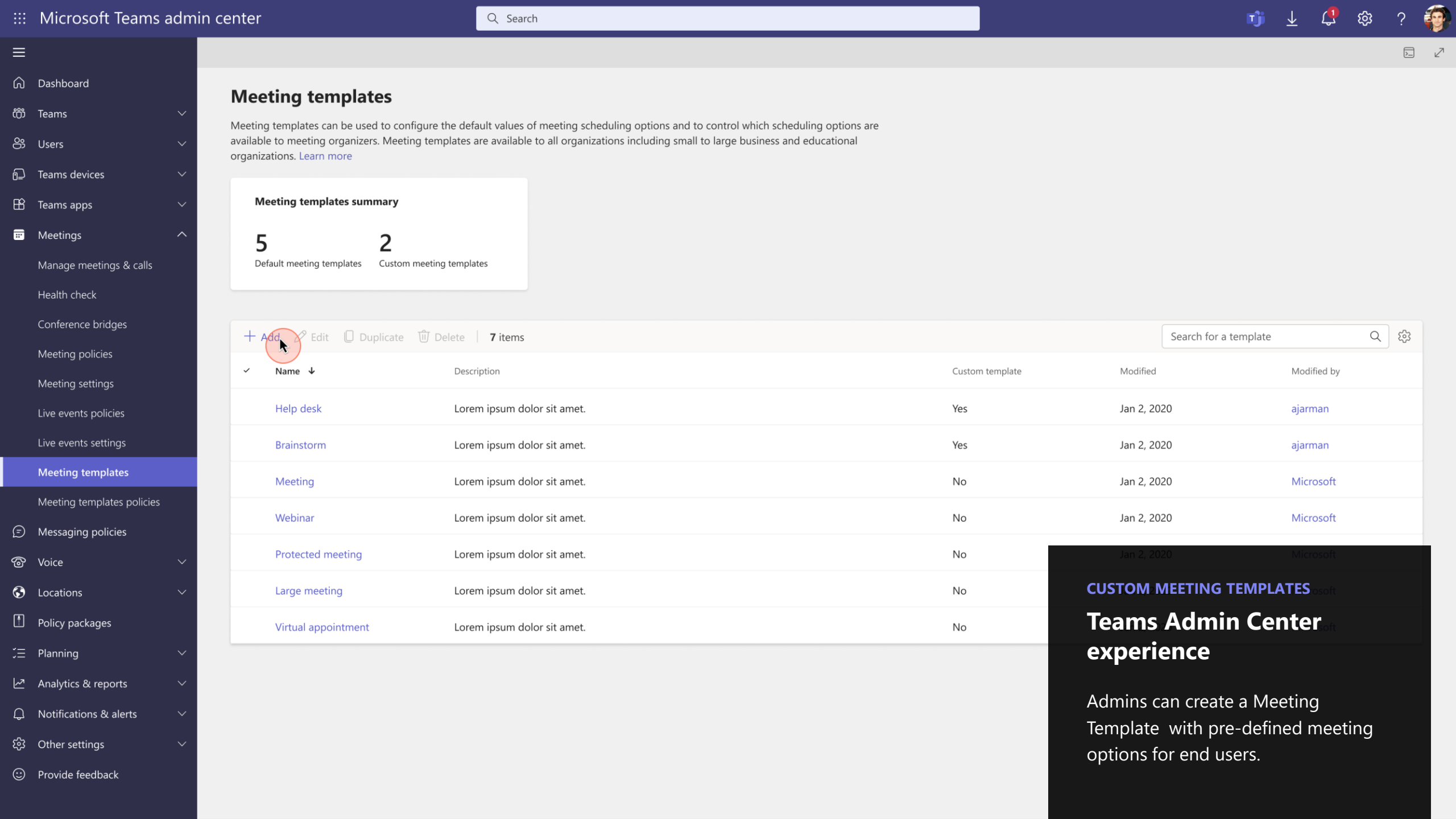
맞춤형 브랜딩으로 조직의 브랜드를 적용하십시오.



우리 조직만을 위한 사용자 지정 배경 및 투게더 모드를 만듭니다.

PERSONALIZED

# Custom meeting templates



## Meeting templates

Meeting templates can be used to configure the default values of meeting scheduling options and to control which scheduling options are available to meeting organizers. Meeting templates are available to all organizations including small to large business and educational organizations. [Learn more](#)

### Meeting templates summary

5

Default meeting templates

2

Custom meeting templates

+ Add Edit Duplicate Delete | 7 items

✓	Name ↓	Description	Custom template	Modified	Modified by
	<a href="#">Help desk</a>	Lorem ipsum dolor sit amet.	Yes	Jan 2, 2020	<a href="#">ajarman</a>
	<a href="#">Brainstorm</a>	Lorem ipsum dolor sit amet.	Yes	Jan 2, 2020	<a href="#">ajarman</a>
	<a href="#">Meeting</a>	Lorem ipsum dolor sit amet.	No	Jan 2, 2020	<a href="#">Microsoft</a>
	<a href="#">Webinar</a>	Lorem ipsum dolor sit amet.	No	Jan 2, 2020	<a href="#">Microsoft</a>
	<a href="#">Protected meeting</a>	Lorem ipsum dolor sit amet.	No	Jan 2, 2020	<a href="#">Microsoft</a>
	<a href="#">Large meeting</a>	Lorem ipsum dolor sit amet.	No	Jan 2, 2020	<a href="#">Microsoft</a>
	<a href="#">Virtual appointment</a>	Lorem ipsum dolor sit amet.	No	Jan 2, 2020	<a href="#">Microsoft</a>

CUSTOM MEETING TEMPLATES

## Teams Admin Center experience

Admins can create a Meeting Template with pre-defined meeting options for end users.

Meeting templates \ Board meeting

Board meeting

Use this template for an executive committee that jointly supervise the activities of an organization, such as a business, nonprofit organization, or a government agency.

Security

Hide Show Lock Unlock | 7 items

✓	Option	Default value	Visibility ⓘ	Lock status ⓘ
	<div>Sensitivity label<div>Sensitivity labels are provided by your organization to protect and regulate access to sensitive organizational content. When you apply a sensitivity label, some of the below options will be set for you.</div></div>	<div>General</div> <div><div>Non-business</div><div>Public</div><div>General</div><div>Confidential</div><div>Highly Confidential</div></div>	Visible	Unlocked
	Who can bypass the lobby?		Visible	Unlocked
	People dialing in can bypass the lobby		<div> Recipients only</div>	Unlocked
	Announce when dial-in callers join or leave <div>A sound plays when someone calling in by phone joins or leaves the meeting.</div>	<div><div></div> On</div>	<div> Microsoft FTE</div>	Unlocked
	End-to-end encryption <div>Recording and transcription aren't available when this is on.</div>	<div><div></div> On</div>	<div> Microsoft Extended</div>	Unlocked
	Apply a watermark to shared content	<div><div></div> On</div>	<div> Any user (No Protection)</div>	Unlocked
	Apply a watermark to everyone's video feed	<div><div></div> On</div>	Hidden	Unlocked
			Hidden	Unlocked
			Hidden	Unlocked

Hide Show Lock Unlock | 3 items

	Option	Default value	Visibility ⓘ	Lock status ⓘ
--	--------	---------------	--------------	---------------

CUSTOM MEETING TEMPLATES

Teams Admin Center experience

Admins can set default meeting option values when creating a template.

Microsoft Teams admin center

Search

Teams

Users

Teams devices

Teams apps

Meetings

Manage meetings & calls

Health check

Conference bridges

Meeting policies

Meeting settings

Live events policies

Live events settings

Meeting templates

Meeting templates policies

Messaging policies

Voice

Locations

Policy packages

Planning

Analytics & reports

Notifications & alerts

Other settings

Provide feedback

Meeting templates \ Board meeting

Hide

Show

Lock

Unlock

4 items

Option	Default value	Visibility	Lock status
Allow mic for attendees	On	Visible	Unlocked
Allow camera for attendees	On	Visible	Unlocked

Meeting engagement

Hide

Show

Lock

Unlock

4 items

Option	Default value	Visibility	Lock status
Meeting chat	On	Visible	Unlocked
Q&A	On	Hidden	Unlocked
Reactions Lets attendees use reactions in the meeting, including the raise hand feature.	On	Hidden	Unlocked
Manage what attendees can see Lets meeting organizers preview and approve content being shared on screen before other meeting participants can see it.	On	Hidden	Unlocked

Recording and transcription

Hide

Show

Lock

Unlock

1 item selected

Option	Default value
Record automatically Record this meeting automatically.	On
Who can record	Only organizers and presenters

CUSTOM MEETING TEMPLATES

Teams Admin Center experience

Admins can select meeting options and choose whether they want to hide, show, or lock them for the template.

Microsoft Teams admin center

Search

Teams

Users

Teams devices

Teams apps

Meetings

Manage meetings & calls

Health check

Conference bridges

Meeting policies

Meeting settings

Live events policies

Live events settings

Meeting templates

Meeting templates policies

Messaging policies

Voice

Locations

Policy packages

Planning

Analytics & reports

Notifications & alerts

Other settings

Provide feedback

Meeting templates \ Board meeting

Q&A

On

Hidden

Unlocked

Reactions

Lets attendees use reactions in the meeting, including the raise hand feature.

On

Hidden

Unlocked

Manage what attendees can see

Lets meeting organizers preview and approve content being shared on screen before other meeting participants can see it.

On

Hidden

Unlocked

Recording and transcription

Hide Show Lock Unlock 2 items

Option

Default value

Visibility

Lock status

Record automatically

Record this meeting automatically.

On

Visible

Unlocked

Who can record

Only organizers and presenters

Hidden

Unlocked

Broadcast and streaming

Hide Show Lock Unlock 2 items

Option

Default value

RTMP-In

Enables a meeting to send a video feed into the meeting via a Real-Time Messaging Protocol (RTMP) video stream. Media sent via RTMP will automatically show in the meeting and be visible to all attendees. [Learn more](#)

On

RTMP-In secure connection SSL

On

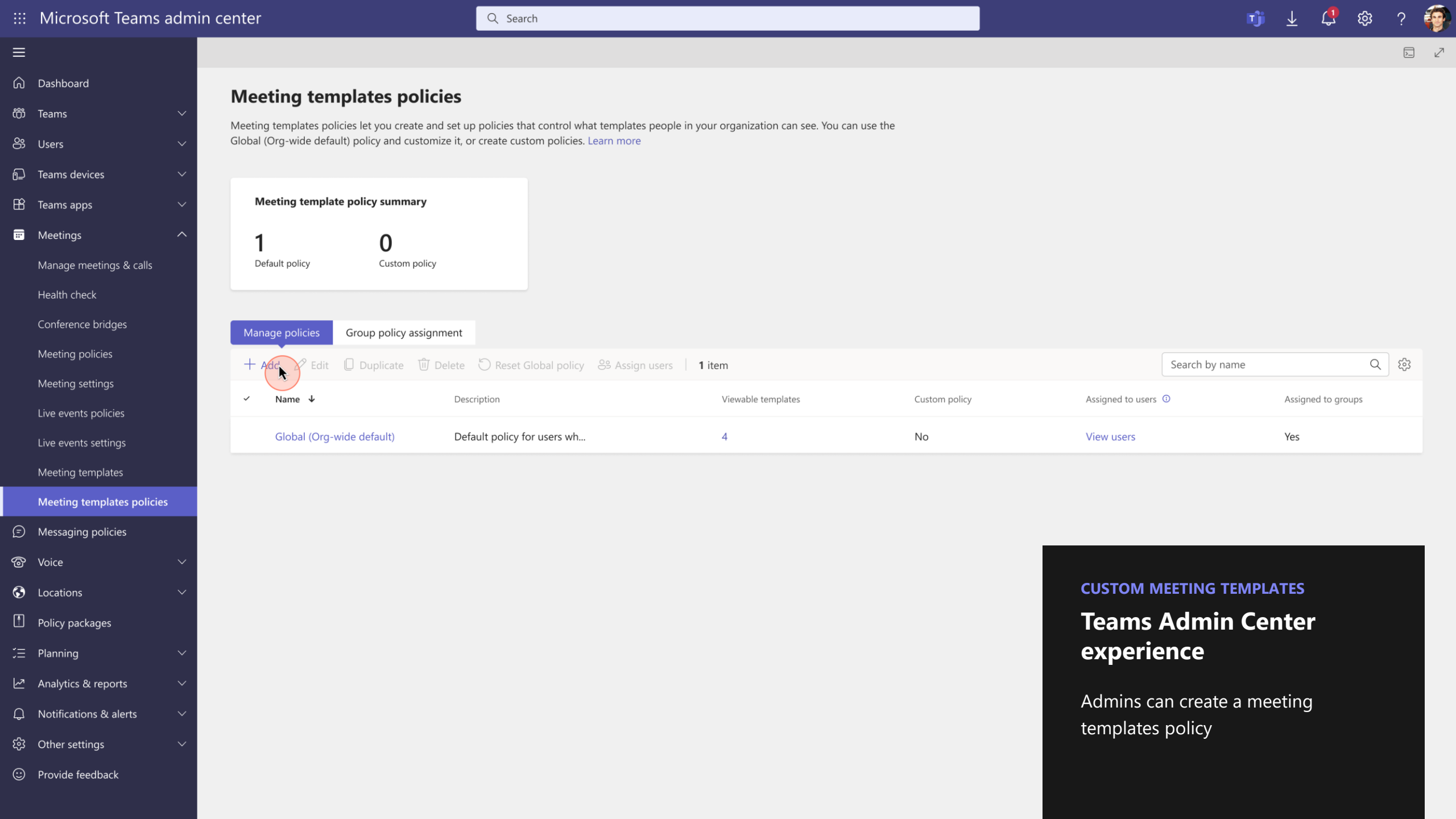
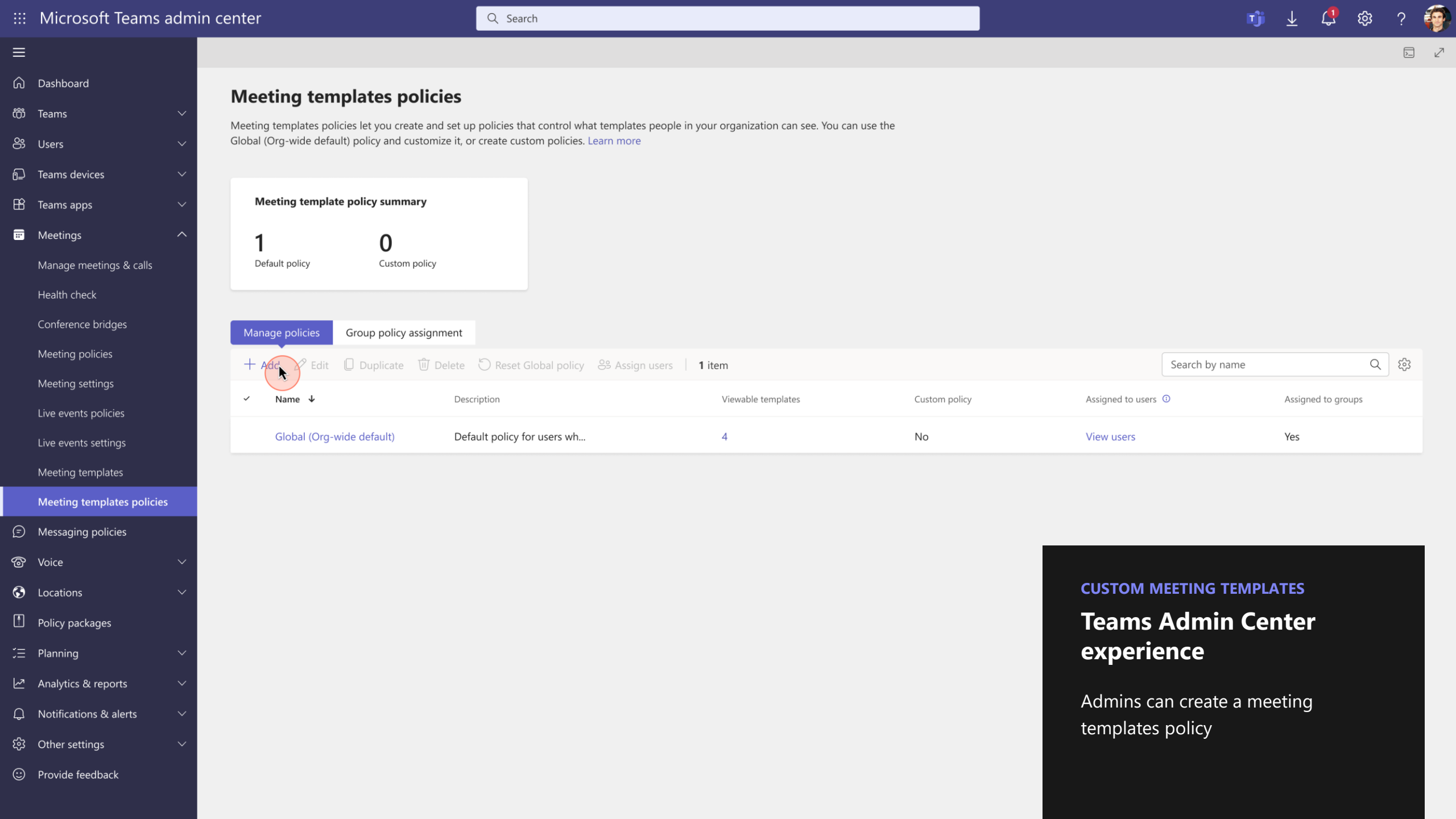
Save

Cancel

CUSTOM MEETING TEMPLATES

Teams Admin Center experience

Admins saves the meeting template



Microsoft Teams admin center

Search

Teams

↓

Users

↓

Teams devices

↓

Teams apps

↓

Meetings

↑

Manage meetings & calls

Health check

Conference bridges

Meeting policies

Meeting settings

Live events policies

Live events settings

Meeting templates

Meeting templates policies

Messaging policies

Voice

↓

Locations

↓

Policy packages

Planning

↓

Analytics & reports

↓

Notifications & alerts

↓

Other settings

↓

Provide feedback

Meeting template policies \ Management

Management

Add a description so you know why it was created

Control which templates are available to the people this policy is assigned to. They can use any visible templates and won't be able use hidden templates.

Viewable templates (8)

Hide | 2 items selected

Search by a template name

✓	Name ↓	Description	Published by
	Board meeting	Lorem ipsum dolor sit amet.	ajarman
✓	Help desk	Lorem ipsum dolor sit amet.	ajarman
	Brainstorm	Lorem ipsum dolor sit amet.	ajarman
	Meeting	Lorem ipsum dolor sit amet.	Microsoft
	Webinar	Lorem ipsum dolor sit amet.	Microsoft
	Protected meeting	Lorem ipsum dolor sit amet.	Microsoft
	Large meeting	Lorem ipsum dolor sit amet.	Microsoft
✓	Virtual appointment	Lorem ipsum dolor sit amet.	Microsoft

Hidden templates (0)

Show | 0 items

✓	Name ↓	Description
---	--------	-------------

CUSTOM MEETING TEMPLATES

Teams Admin Center experience

Admins pick templates to hide

- Meeting template policies \ Management

Management

Add a description so you know why it was created

Control which templates are available to the people this policy is assigned to. They can use any visible templates and won't be able use hidden templates.

Viewable templates (6)

Hide

6 items

Search by a template name

✓	Name ↓	Description	Published by
	Board meeting	Lorem ipsum dolor sit amet.	ajarman
	Brainstorm	Lorem ipsum dolor sit amet.	ajarman
	Meeting	Lorem ipsum dolor sit amet.	Microsoft
	Webinar	Lorem ipsum dolor sit amet.	Microsoft
	Protected meeting	Lorem ipsum dolor sit amet.	Microsoft
	Large meeting	Lorem ipsum dolor sit amet.	Microsoft

Hidden templates (2)

Show

2 items

✓	Name ↓	Description
	Help Desk	Lorem ipsum dolor sit amet.
	Virtual appointment	Lorem ipsum dolor sit amet.

CUSTOM MEETING TEMPLATES

Teams Admin Center experience

Admins save the meetings template policy

Save

Cancel

Control which templates are available to the people this policy is assigned to. They can use any visible templates and won't be able use hidden templates.

### Viewable templates (6)

Hide

6 items

Search by a template name

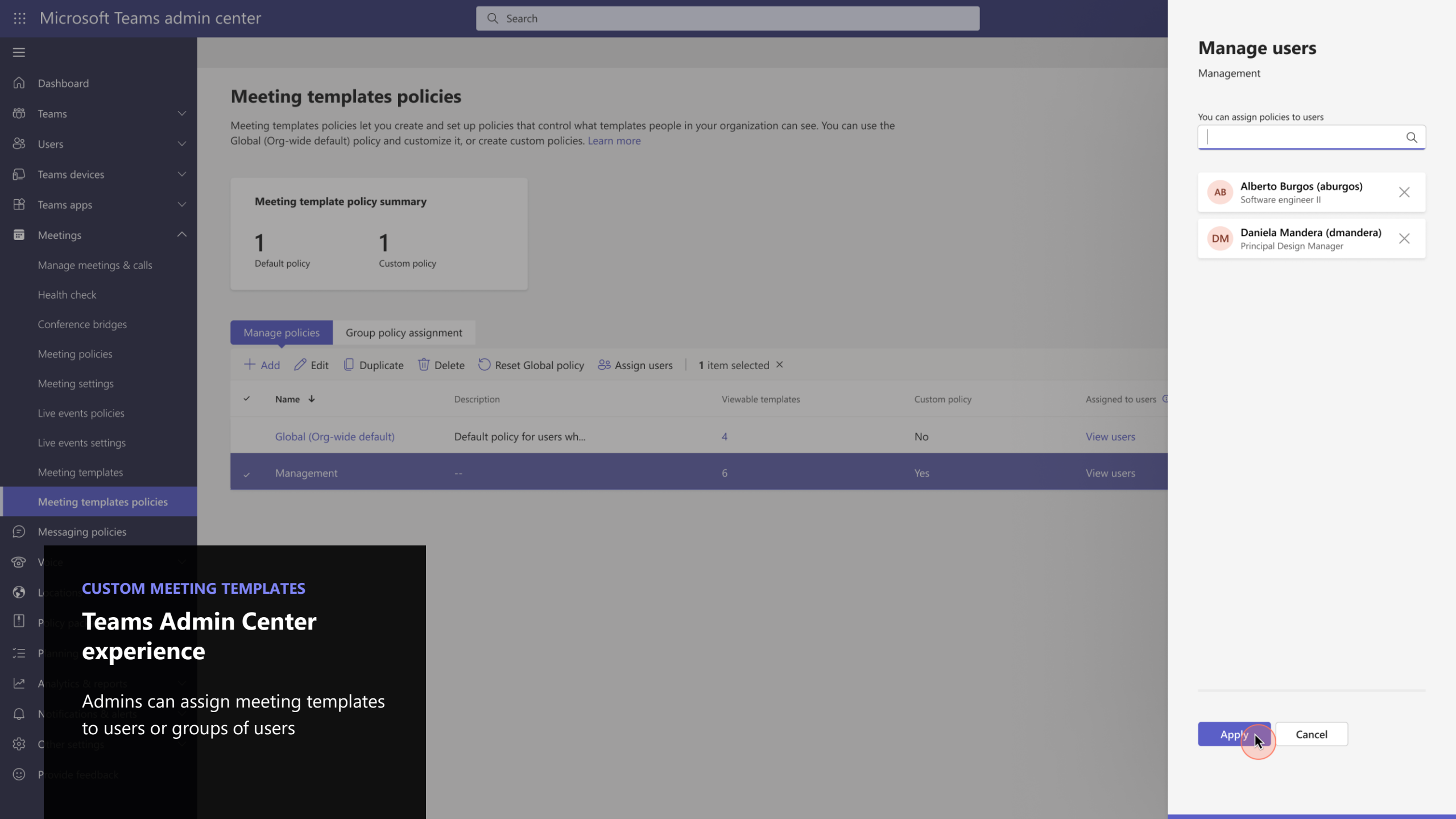
✓	Name ↓	Description	Published by
	Board meeting	Lorem ipsum dolor sit amet.	ajarman
	Brainstorm	Lorem ipsum dolor sit amet.	ajarman
	Meeting	Lorem ipsum dolor sit amet.	Microsoft
	Webinar	Lorem ipsum dolor sit amet.	Microsoft
	Protected meeting	Lorem ipsum dolor sit amet.	Microsoft
	Large meeting	Lorem ipsum dolor sit amet.	Microsoft

## Hidden templates (2)

Show   2 items	
✓ Name ↓	Description
Help Desk	Lorem ipsum dolor sit amet.
Virtual appointment	Lorem ipsum dolor sit amet.

Save Cancel

[illegible]



Microsoft Teams admin center

Search

Dashboard

Teams

Users

Teams devices

Teams apps

Meetings

Manage meetings & calls

Health check

Conference bridges

Meeting policies

Meeting settings

Live events policies

Live events settings

Meeting templates

Meeting templates policies

Messaging policies

Voice

Locations

Policy pack

Planning

Analytics & reports

Notifications & alerts

Other settings

Provide feedback

Meeting templates policies

Meeting templates policy summary

1

Default policy

1

Custom policy

Manage policies

Group policy assignment

+ Add

Edit

Duplicate

Delete

Reset Global policy

Assign users

1 item selected

✓	Name ↓	Description	Viewable templates	Custom policy	Assigned to users
	Global (Org-wide default)	Default policy for users wh...	4	No	View users
✓	Management	--	6	Yes	View users

Manage users

Management

You can assign policies to users

AB

Alberto Burgos (aburgos)

Software engineer II

×

DM

Daniela Mander (dmandera)

Principal Design Manager

×

CUSTOM MEETING TEMPLATES

Teams Admin Center experience

Admins can assign meeting templates to users or groups of users

Apply

Cancel



Search



# Calendar

Meet now + New meeting

Today January 2023

- Schedule meeting
- Webinar
- Protected meeting
- Large meeting
- Custom templates

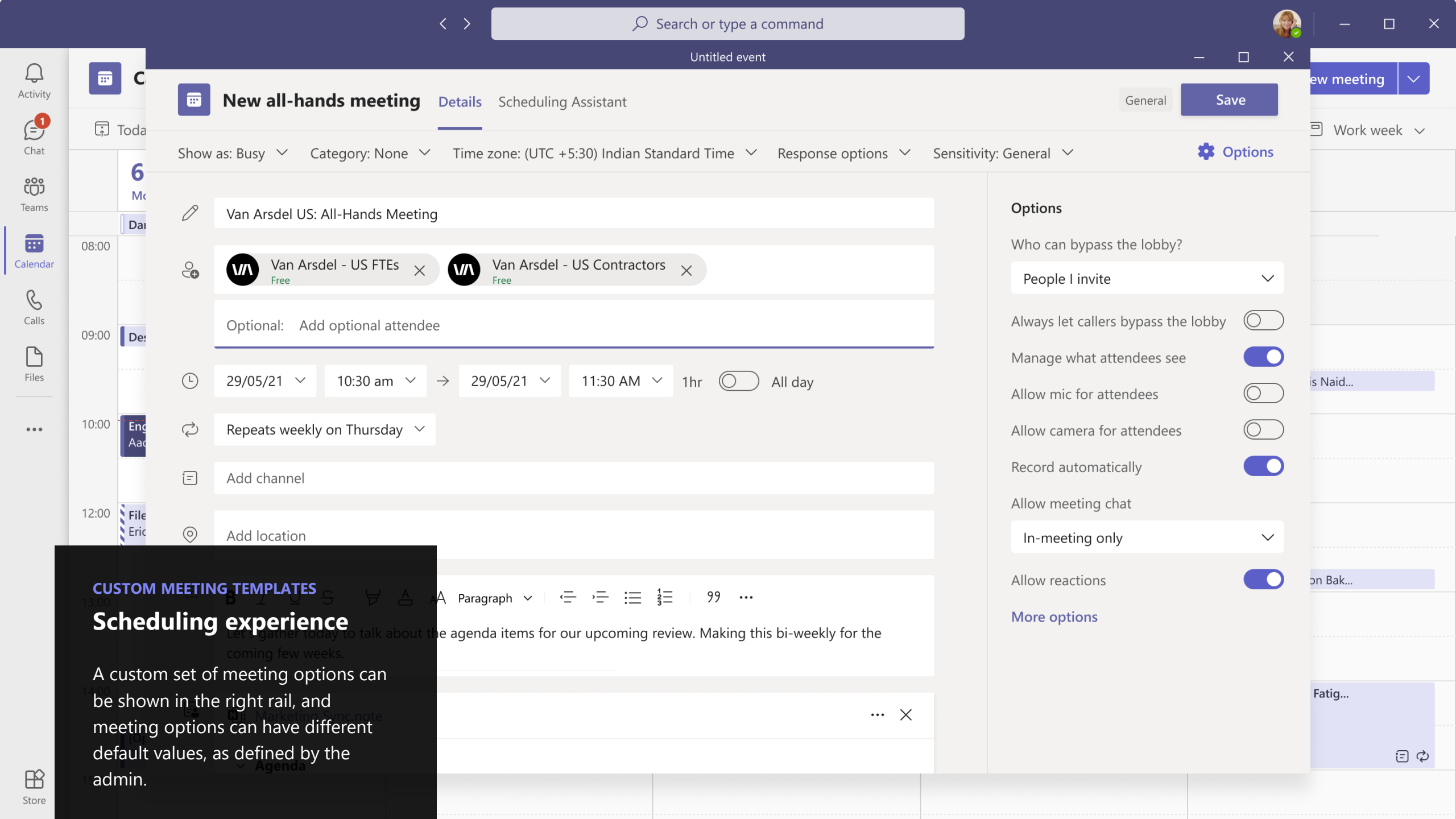
- Board meeting
- Brainstorm

5 Sunday	6 Monday	7 Tuesday	8 Wednesday	9 Thursday	10 Friday
	Daniela OOF Daniela Mandera		Daniela WFH Daniela Mandera		
8:00					
9:00	Design standup Tom Davis		LT Review Microsoft Teams Meeting Darren Mouton		
10:00	Engineering sync Aadi Kapoor			LT Review Microsoft Teams Meeting Darren Mouton	Friday Checkout Chris Naid...
11:00	Files review Eric Ishida	Ray 1 on 1 Keiko Tanaka	Research workshop Laurence Gilbertson	Happy hours - on call Kayo Miwa	
12:00					Friday Checkout Aaron Bak...
1:00				Canceled: Workshop for al... Kadji Bell	
2:00			Recap: How we grow - II At your desks Ray Tanaka	Midweek check-in Daniela ...	Brainstorm: Meeting Fatig... Bryan Wright

## CUSTOM MEETING TEMPLATES

### Scheduling experience

When scheduling a new meeting, users can select a meeting template from the calendar.



New all-hands meeting

Details

Scheduling Assistant

General

Save

Show as: Busy

Category: None

Time zone: (UTC +5:30) Indian Standard Time

Response options

Sensitivity: General

Options



Van Arsdel US: All-Hands Meeting



Van Arsdel - US FTEs



Van Arsdel - US Contractors



Optional: Add optional attendee



29/05/21

10:30 am



29/05/21

11:30 AM

1hr



All day



Repeats weekly on Thursday



Add channel



Add location

Options

Who can bypass the lobby?

People I invite



Always let callers bypass the lobby



Manage what attendees see



Allow mic for attendees



Allow camera for attendees



Record automatically



Allow meeting chat

In-meeting only



Allow reactions



More options

CUSTOM MEETING TEMPLATES

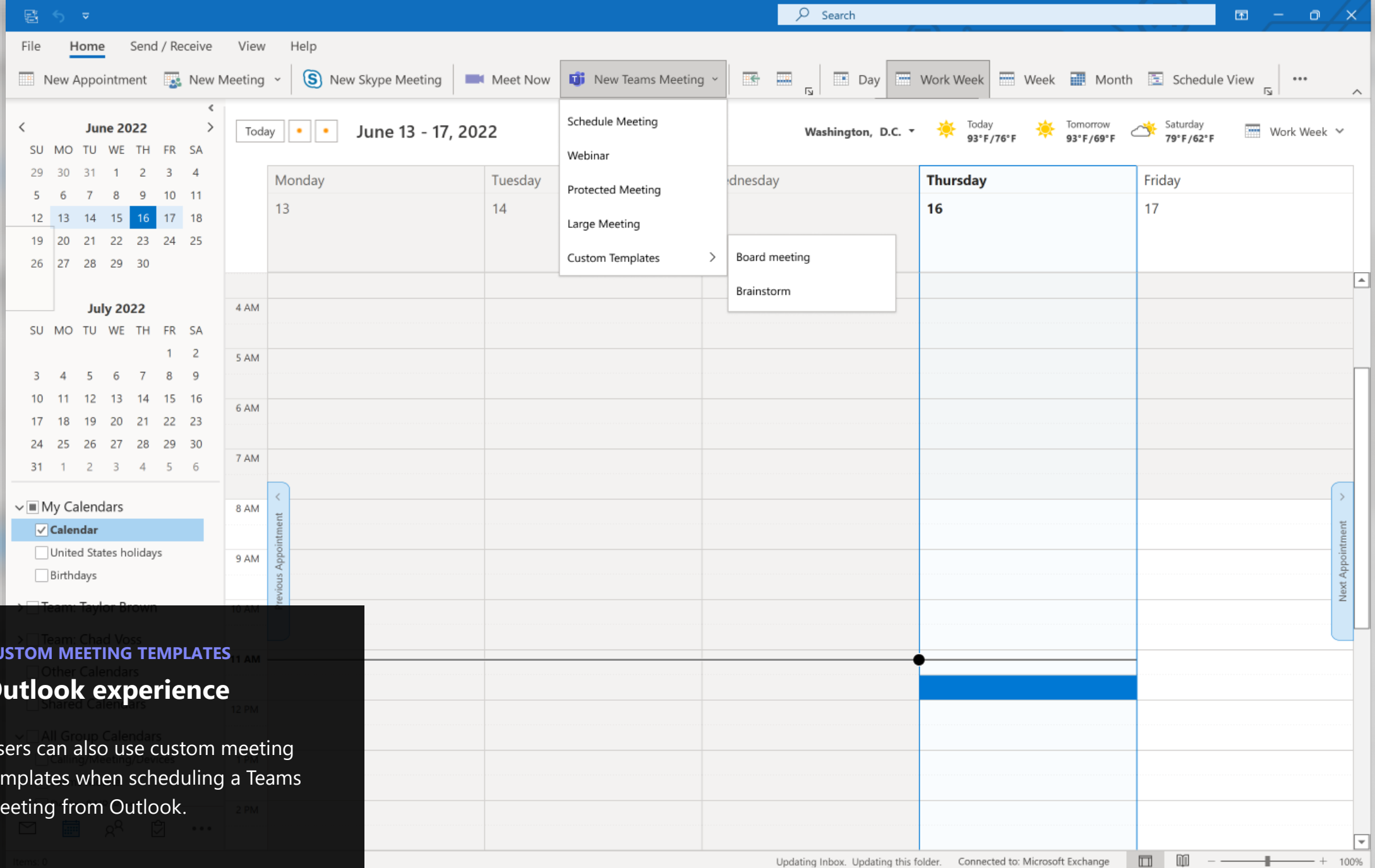
Scheduling experience

A custom set of meeting options can be shown in the right rail, and meeting options can have different default values, as defined by the admin.

Let's gather today to talk about the agenda items for our upcoming review. Making this bi-weekly for the coming few weeks.

Marketing Sync note

Agenda



CUSTOM MEETING TEMPLATES

Outlook experience

Users can also use custom meeting templates when scheduling a Teams meeting from Outlook.

# Custom Meeting Branding

Logos | Colors | Splash Images

## Perception | Professional | Persistent

Ensure Teams Meeting Communication aligned with brand.  
The tighter the alignment, the more powerful the tool becomes in connecting with your customers.

## Org-Wide, Consistent Experience

- Ensure brand imagery is consistent for all internal and external meeting communications
- Support multiple brands in one tenant
- ***Only meeting organizers need licenses***

## Simple Set Up

- Easy one-time set up in TAC
- Accessibility programmatically addressed
- No hassle for end users

Microsoft Teams admin center

Search

Dashboard

Teams

Users

Teams devices

Teams apps

Meetings

Meetings & calls

In-progress meetings

Health check

Conference bridges

Audio conferencing

Meeting policies

Customization policies

Live events policies

Live events settings

Messaging policies

Voicemail

Locations

Policy packs

Planning

Analytics & reports

Notifications

Other settings

Provide feedback

Global (Org-wide default)

Customize your meetings with your organization's logo, colors, or other visuals. Customization policies are available for meeting organizers with a Teams Premium license.

Customize meeting visuals

This feature is in public preview. When it's available, you'll be able to use it to customize your meetings.

Add a theme to customize the look of your organization. Meeting organizers with a Teams Enterprise license can create custom meeting themes.

+ Add a theme

Meeting organizers can turn off the meeting theme toggle for users.

On

Custom meeting backgrounds

You can upload images that are used when you're in a meeting. You can upload up to 10 images and assign them to each user that you want to let use these images.

Custom backgrounds

Meeting theme preview

Joining FY22 Marketing

Choose your audio and video settings

Computer audio

Custom Setup

Phone audio

Room audio

Don't use audio

Background filters

Cancel Join now

Note:

The preview shown here is for representation purposes only. Actual meeting theme may vary based on a user's Teams client version and device

Close

BRANDED MEETINGS

Teams Admin Center experience

Admins can upload custom virtual backgrounds in Teams Admin Center.

## Meeting themes

Use logos, images, and colors from your organization to create a meeting theme. You can apply the theme to all meetings now, or save your work to apply it later. Preview the theme before applying.

### Logo

Logos appear in the meeting lobby and other places in Teams.

Dark theme

Accepted file formats are PNG and JPEG. File must be less than 5 MB, and must be at least 576 by 576 pixels.

### Images

Images appear in the meeting lobby background and other places in Teams.

Dark theme

Accepted file formats are PNG and JPEG. File must be less than 5 MB, and must be at least 576 by 576 pixels.

### Color

Enter a hex code to set the color of the buttons and other details in meetings.



## Van Arsdén FY22 Marketing

Choose your audio and video settings



Computer audio



Custom Setup



Phone audio



Room audio



Don't use audio



### BRANDED MEETINGS

## Prejoin and lobby experience

Brand logo, colors and background are applied by default to the pre-join and lobby experiences.



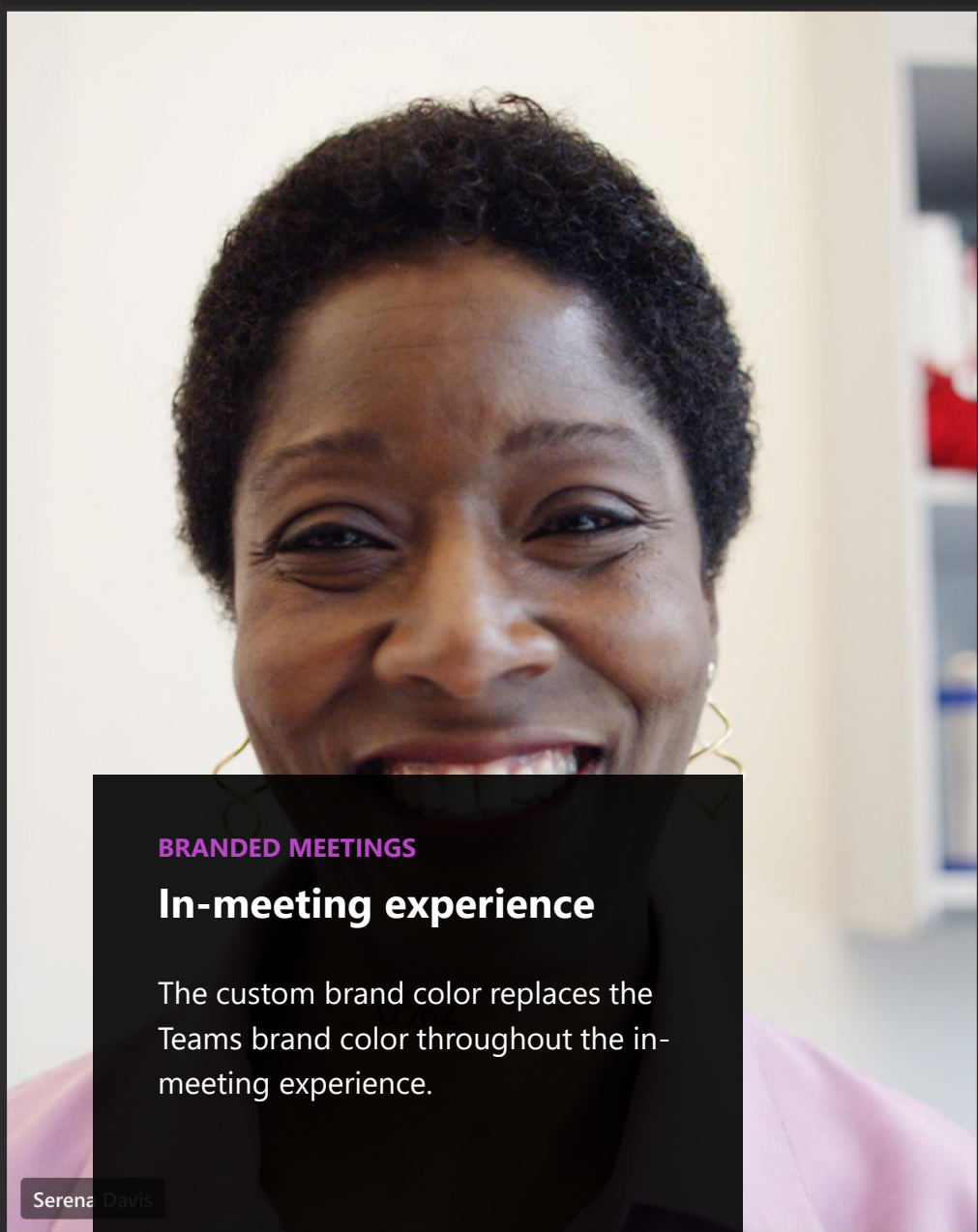


Background filters



Cancel

Join now



### Device settings

#### Audio settings

Audio device

PC Mic and Speakers

Speaker

Speakers (Realtech High Definit...)

Microphone

Microphone Array (Realtek High...)

Noise suppression ⓘ

Choose Low if you want others to hear music. [Learn more](#)

Auto (default)

#### Video settings

Camera

Surface Camera Front

☒ Mirror my video ⓘ

☐ Light correction

BRANDED MEETINGS

In-meeting experience

The custom brand color replaces the Teams brand color throughout the in-meeting experience.

Serena Davis

Babak Shammas

Beth Davies

Pete Turner

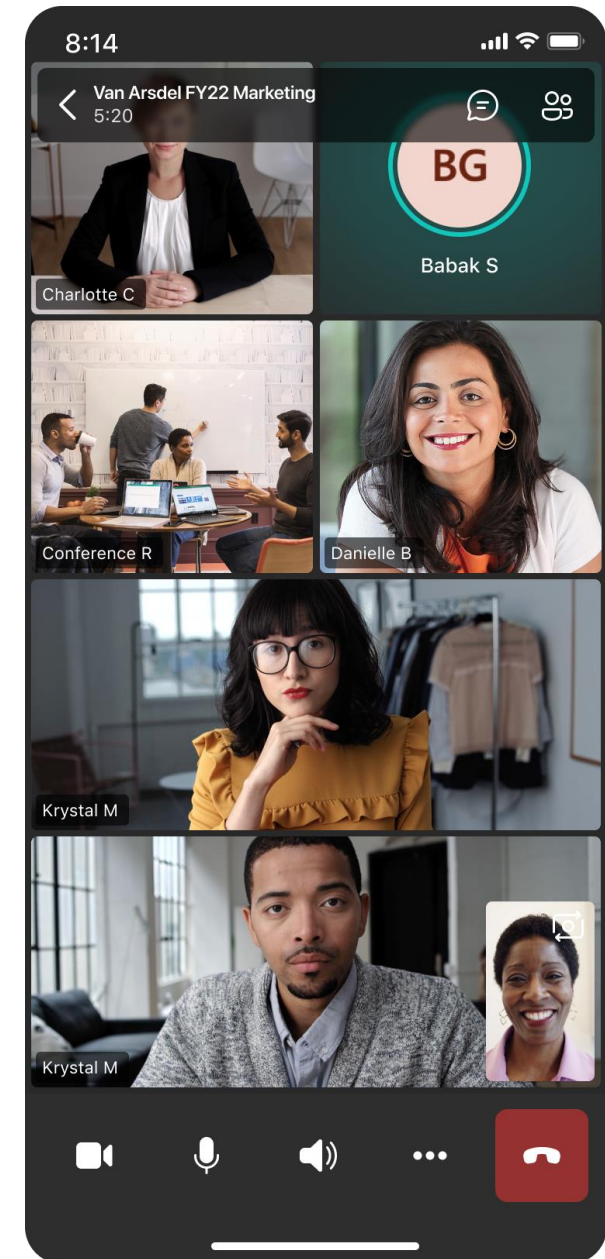
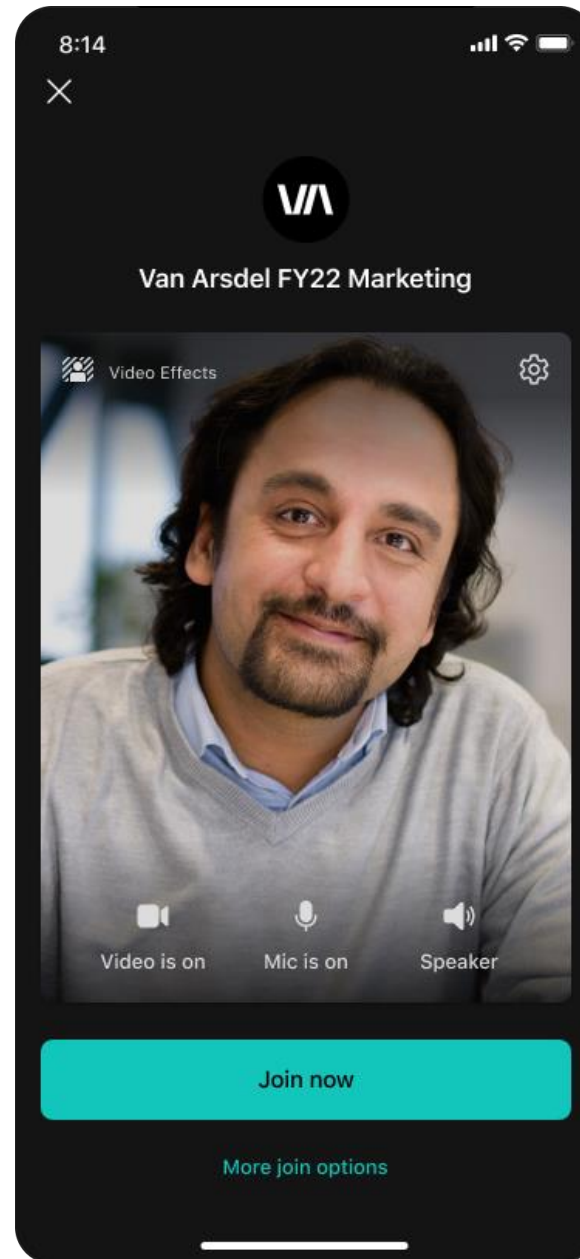
Miguel Silva

Charlotte de Crum

## BRANDED MEETINGS

### Mobile experience

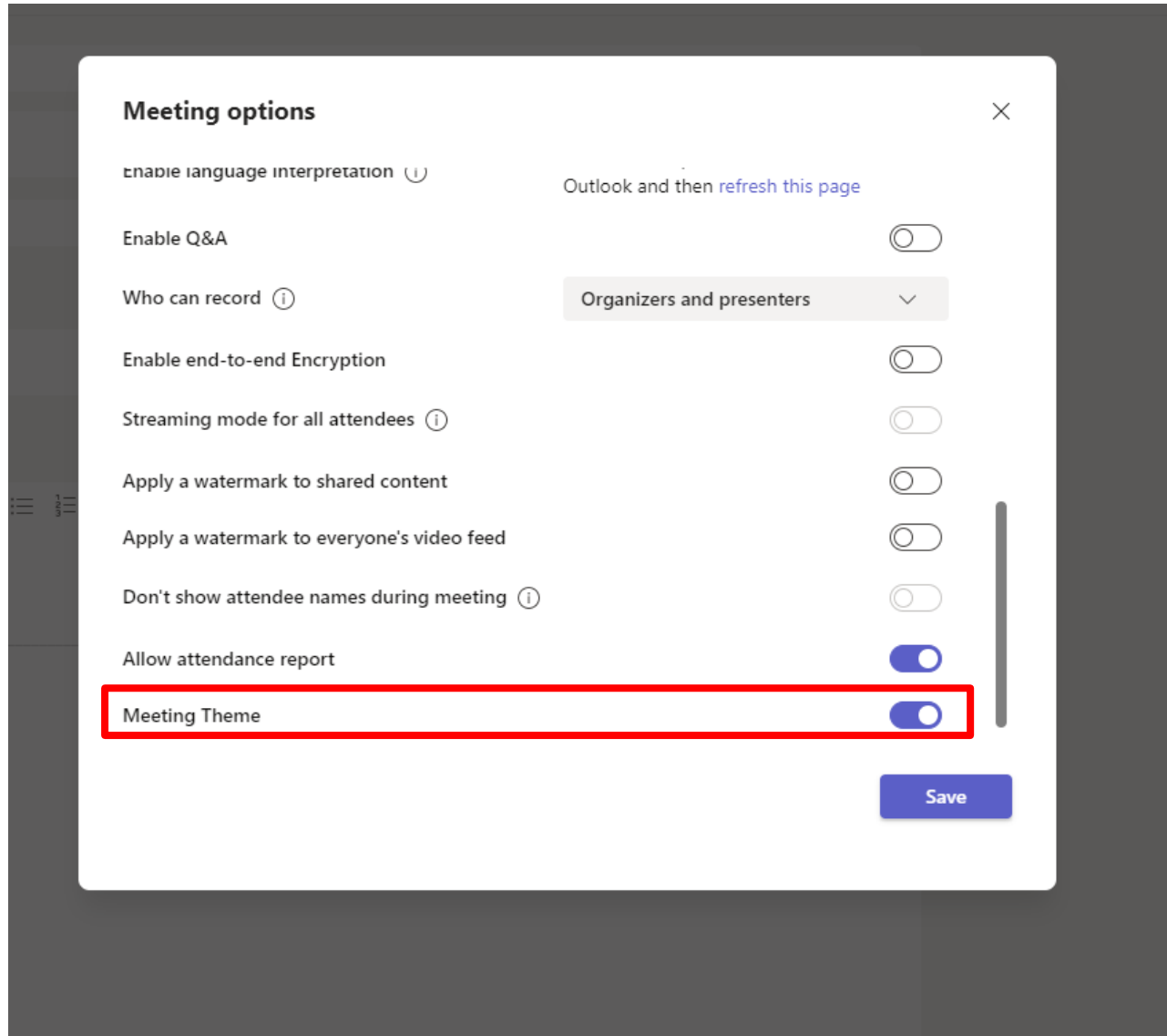
Branding also shows up in the mobile prejoin, lobby and in-meeting experiences.



## BRANDED MEETINGS

### Disable Per Meeting

If you need to turn off branding for a meeting, simply navigate to the meeting options



# Org-defined Background

Microsoft Teams admin center

Search

**Global (Org-wide default)**

Customize your meetings with your organization's logo, colors, or other visuals. Customization policies are available for meeting organizers with Teams Premium.

**Customize meeting visuals**

Add a theme to customize the look of your organization's Teams meetings with images and colors that represent your organization. Meeting organizers with Teams Premium can create meetings using the theme you add, which will be visible to all meeting participants.

[+ Add a theme](#)

**Allow meeting organizer to control meeting branding**

Meeting organizers can turn off the meeting theme for specific meetings.

☒ On

**Custom meeting backgrounds**

Upload images that people can use when they attend Teams meetings. Only users who have Teams Premium will have access to use these images. [Learn more about custom meeting backgrounds](#)

Custom backgrounds ☒ On

[+ Add](#)

[Save](#) [Cancel](#)

**Add background images**

Select up to 50 files. Images appear in Teams in the order they're uploaded. Only users who have a Teams Enterprise license can see the images.

[+ Add image](#)

**Preview**


[Apply](#)



Background settings ... ✕




# Organization Together Mode scenes



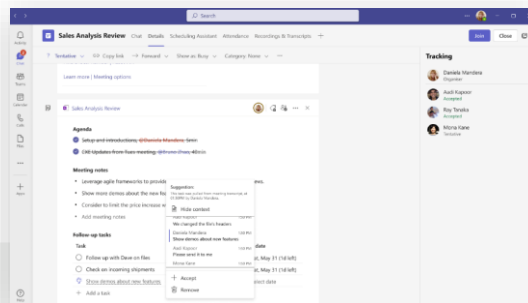


# AI로 강화된 미팅

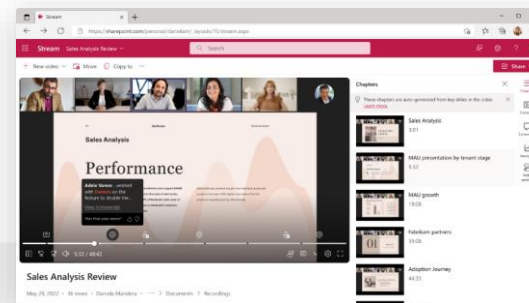
AI 기반 회의로 중요한 일에 집중할 수 있습니다



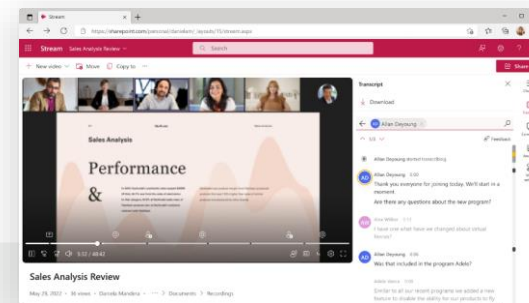
캡션에 대한 실시간  
번역을 사용하여  
언어 장벽 감소



실시간 회의  
기록에서 AI 생성  
작업을 검색합니다.



자동화된 챕터와  
녹음의 중요한  
호출이 포함된 모든  
회의에 대한 "치트  
시트"를 받으세요.



나에게 맞는 추천  
스피커로 지능적으로  
검색

# AI recommended tasks during and after meetings

Activity

Chat

Teams

Calendar

Calls

Files

...

Apps

Help

Search

Sales Analysis Review

Chat

Details

Scheduling Assistant

Attendance

Recordings & Transcripts

+

Join

Close

Tentative

Copy link

Forward

Show as: Busy

Category: None

...

Sales Analysis Review

Confidential

...

X

Agenda

Setup and introductions, @Daniela Mandera, 5min

CXE Updates from Tues meeting, @Bruno Zhao, 40min

Meeting notes

Leverage agile frameworks to provide a robust synopsis for high level overviews.

Show more demos about the new features in next sync meeting.

Consider to limit the price increase within 5% in Q3.

Add meeting notes

Follow-up tasks

Task	Assigned to	Due date
<input type="radio"/> Follow up with Dave on files	@Daniela Mandera	Sat, May 31 (1d left)
<input type="radio"/> Aadi Kapoor will check on incoming shipments	@Aadi Kapoor	Sat, May 31 (1d left)
<input checked="" type="radio"/> Daniela Mandera will show demos about new features	Add assignee	Select date
+ Add a task		

Tracking

Daniela Mandera

Organiser

Aadi Kapoor

Accepted

Ray Tanaka

Accepted

Mona Kane

Tentative

# AI recommended tasks during and after meetings

Activity

Chat

Teams

Calendar

Calls

Files

...

Apps

Help

Search

Sales Analysis Review

Chat

Details

Scheduling Assistant

Attendance

Recordings & Transcripts

Join

Close

Tentative

Copy link

Forward

Show as: Busy

Category: None

Sales Analysis Review

Confidential

Agenda

Setup and introductions, @Daniela Mandera, 5min

CXE Updates from Tues meeting, @Bruno Zhao, 40min

Meeting notes

Leverage agile frameworks to provide a robust synopsis for high level overviews.

Show more demos about the new features in next sync meeting.

Consider to limit the price increase within 5% in Q3.

Add meeting notes

Follow-up tasks

Task

Follow up with Dave on files

Aadi Kapoor will check on incoming shipments

Daniela Mandera will show demos about new features

Add a task

Assigned to

Due date

Suggestion:

This task was pulled from meeting transcript, at 01:50PM by Daniela Mandera.

Show context

Accept

Remove

Tracking

Daniela Mandera

Organiser

Aadi Kapoor

Accepted

Ray Tanaka

Accepted

Mona Kane

Tentative

# Automatically generated chapters to navigate recordings

The screenshot shows a web browser window displaying a Microsoft Stream video player. The browser's address bar shows the URL `https://sharepoint.com/personal/danielam/_layouts/15/stream.aspx`. The Stream interface includes a top navigation bar with the 'Stream' logo, a search bar, and a 'Share' button. Below the navigation bar, there are controls for 'New video', 'Move', and 'Copy to'. The main video area displays a grid of six participants in a meeting. A progress bar at the bottom of the video grid shows the current time as 5:32 out of a total duration of 48:42. To the right of the video, a 'Chapters' panel is open, listing six auto-generated chapters with their corresponding start times. A red circle highlights the 'Introduction' chapter at 0:00. The chapters listed are: 'Introduction' (0:00), 'FY 2020 - Last year in review' (5:32), 'Cultural values' (19:08), 'Partnerships with external vendors' (39:08), 'Expanding career opportunities through...' (44:33), and 'New projects and incubations'. The video title 'Sales Analysis Review' is displayed below the video grid, along with metadata: 'May 29, 2022 • 36 views • Daniela Manderá'. The background of the entire image features a blue abstract wave pattern.

Stream Sales Analysis Review

Search

+ New video Move Copy to Share

**Chapters**

These chapters are auto-generated. [Learn more.](#)

- Introduction 0:00
- FY 2020 - Last year in review 5:32
- Cultural values 19:08
- Partnerships with external vendors 39:08
- Expanding career opportunities through... 44:33
- New projects and incubations

**Sales Analysis Review**

May 29, 2022 • 36 views • Daniela Manderá > Documents > Recordings

11/10/22 9:28 AM

## Personalized timeline markers: Screen share events

Stream

https://sharepoint.com/personal/danielam/\_layouts/15/stream.aspx

Stream Sales Analysis Review

New video Move Copy to

Share

Chapters

These chapters are auto-generated from key slides in the video. [Learn more.](#)

- Sales Analysis 3:01
- MAU presentation by tenant stage 5:32
- MAU growth 19:08
- Fabrikam partners 39:08
- Adoption Journey 44:33

Sales Analysis

Performance &

In 2019, VanArsdel's worldwide sales topped \$355M. Of that, 36.7% was from the sales of electronics. In that category, 42.5% of VanArsdel's sales were of Fabrikam products due to VanArsdel's exclusive contract with Fabrikam.

VanArsdel saw product margin from Fabrikam-produced products that was 175% higher than sales of similar products manufactured by other brands.

Dustin Robsen started sharing their screen

5:32 / 48:42

Sales Analysis Review

May 29, 2022 • 36 views • Daniela Mandera • Documents > Recordings

# Personalized timeline markers: Left & joined events

Stream

Sales Analysis Review

Search

New videoMoveCopy toShare

# Personalized timeline markers: Name mention events

StreamSales Analysis Review

Search

New videoMoveCopy toShare

## Intelligent search with suggested speakers

**Stream** Sales Analysis Review ▾

Search

+ New video ▾ Move Copy to ⋮

**Share** ▾

**Transcript**

Download

Search people and keywords

**Suggested speakers**

- Allan Deyoung  
Software Engineer
- Mona Kane  
Designer
- Serena Davis  
Software Engineer

Provide Feedback

Alex Wilder 0:13  
I have one what have we changed about virtual fences?

Allan Deyoung 0:06  
Was that included in the program Adele?

Adele Vance 0:08  
Similar to all our recent programs we added a new feature to disable the ability for our products to fly

**Sales Analysis Review**

May 29, 2022 • 36 views • Daniela Mandera • ⋮ > Documents > Recordings

## Intelligent search with suggested speakers

Stream

https://sharepoint.com/personal/danielam/\_layouts/15/stream.aspx

Stream Sales Analysis Review

New video Move Copy to

Share

Transcript

Download

Allan Deyoung

1/3 Feedback

Allan Deyoung started transcribing

Allan Deyoung 0:00

Thank you everyone for joining today. We'll start in a moment.

Are there any questions about the new program?

Alex Wilber 0:13

I have one what have we changed about virtual fences?

Allan Deyoung 0:06

Was that included in the program Adele?

Adele Vance 0:08

Similar to all our recent programs we added a new feature to disable the ability for our products to fly

Sales Analysis Review

May 29, 2022 • 36 views • Daniela Mandera • Documents > Recordings

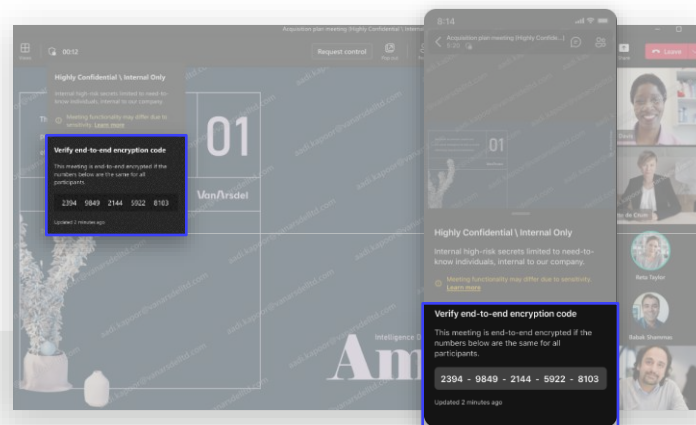


# 보안이 강화된 미팅

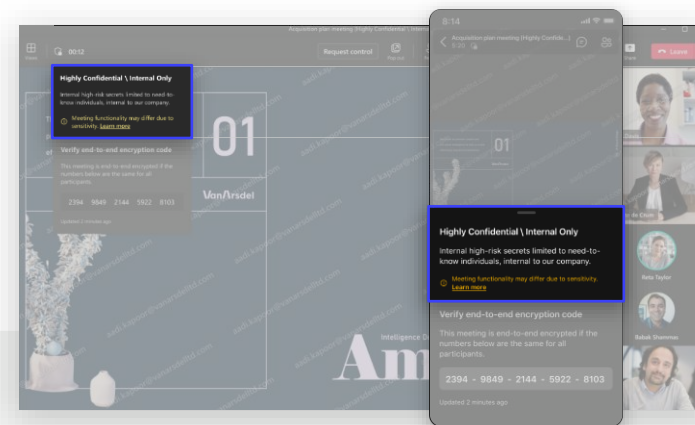
고급 회의 보호 기능으로 민감한 회의를 더 안전하게



워터마킹 및 녹화할 수 있는  
사람을 제한하여 유출 방지



종단간 암호화 옵션으로  
온라인 회의 보안강화



민감도 레이블로 회의 보호  
자동화



SECURE

**Help deter leaks with  
watermarking and limiting  
who can record**

# Scenarios for Watermark Meeting

What's included:

- Watermark works for Windows and Desktop sharing
- Watermark works for camera stream and video based shared content
- Platform Supported: Desktop (Windows, MAC) Mobile (IOS, Android), MTR-Windows & SHub

Features disabled with Watermark:

- PPT Live
- Whiteboard
- Recording
- Together Mode
- Large Gallery
- Audio Only Experience:
  - Anonymous users (not signed in) will have audio only experience
  - Users joining from Web and VDI will have audio only experience
- Full Audio Video Experience for: CVI, older clients, and MTRA participants (fixes part of fast follow)

- ☰
- 🏠

Dashboard

👥

Teams

▼

👤

Users

▼

📱

Teams devices

▼

📦

Teams apps

▼

📅

Meetings

▼

💬

Messaging policies

▼

📞

Voice

▼

🌐

Locations

▼

📄

Policy packages

▼

📅

Planning

▼

📊

Analytics & reports

▼

🔔

Notifications & alerts

▼

⚙

Other settings

▼

😊

Provide feedback

## Content sharing

In the meetings organized by this user, select which content sharing features are enabled:

Screensharing	Entire screen ▼
Participants from within the organisation can give and request control	<div><div></div>On</div>
Guests can give and request control	<div><div></div>On</div>
PowerPoint file can be shared during the meeting	<div><div></div>On</div>
Whiteboarding	<div><div></div>On</div>
Shared notes ⓘ	<div><div></div>On</div>
Allow participants to interact with text and links in your screenshare (OCR)	<div><div></div>On</div>
Allow meeting reactions	<div><div></div>On</div>

## Watermark

Add a watermark to content and videos shared in Teams meetings to protect confidential data. [Learn more about how to watermark shared content and videos in Teams meetings](#)

Watermark video ⓘ	<div><div></div>On</div>
Watermark shared content ⓘ	<div><div></div>On</div>

## Participants & guests

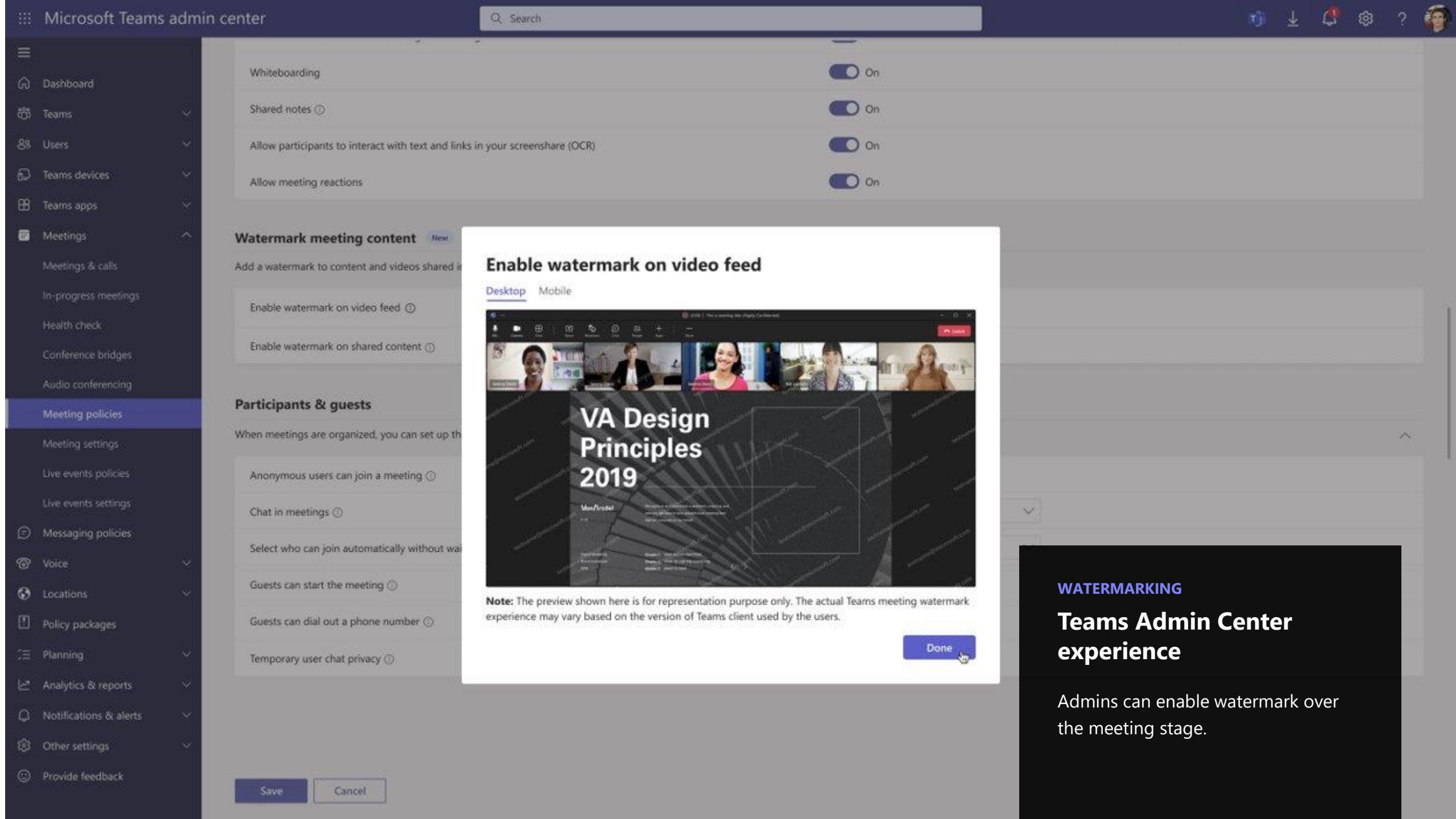
When meetings are organized, you can set up the meeting experience for both participants and guests

Anonymous users can join a meeting ⓘ	<div><div></div>Off</div>
Chat in meetings ⓘ	Turn it on for everyone
Select who can join automatically without waiting in the meeting lobby ⓘ	Entire screen
Guests can start the meeting ⓘ	<div><div></div>On</div>
Guests can dial out a phone number ⓘ	<div><div></div>On</div>

### WATERMARKING

## Teams Admin Center experience

IT admins can enable watermark over the meeting stage.



## Enable watermark on video feed

Desktop Mobile



**Note:** The preview shown here is for representation purpose only. The actual Teams meeting watermark experience may vary based on the version of Teams client used by the users.

Done

## WATERMARKING

# Teams Admin Center experience

Admins can enable watermark over the meeting stage.



## New meeting

Details

Scheduling Assistant

Save

Show as: Busy

Category: None



Acquisition plan meeting



Chris Naidoo

Free



Optional: Add optional attendees



29/05/21

10:30 am



Repeats weekly on Thursday



Add channel



Add location



## WATERMARKING

## Scheduling experience

When scheduling a meeting, users can choose to watermark video and shared content in the meeting options.

## Options



Who can record?

Organizers and co-organizers



Turn on end-to-end encryption

When a meeting is end-to-end encrypted, some organizational policies may prevent participants from joining. Not all features will be available, including recording, transcription and live captions. [Learn more](#)



Apply a watermark to shared content

Watermark is not available for all scenarios, including recording, PowerPoint Live, and Whiteboard. Users joining from unsupported platforms can't see video or shared content. [Learn more](#)



Apply a watermark to everyone's video feed

Everyone who turns on their camera will have a watermark applied to their video feed. Some features, including recording, won't be available. People using unsupported platforms can't see video or shared content. [Learn more](#)



Meeting theme



Apply

Some options are locked due to the meeting sensitivity level. [Learn more](#)

Who can bypass the lobby?

People in my organization

Record automatically

More options



00:12



People



Chat



React



Rooms



Apps



More



Mic





Camera



Share



Leave



## Chat



9/22

That would be nice

I'm pretty confident that this launch will be successful. The team has worked tirelessly to make it possible. This is going to be awesome.



Kayo Miwa 9/22

Thank you for always being so positive!

I will push Krystal to give us a few more days. That shouldn't be a problem.

We haven't had a break in awhile.

9/22

Let's do it!

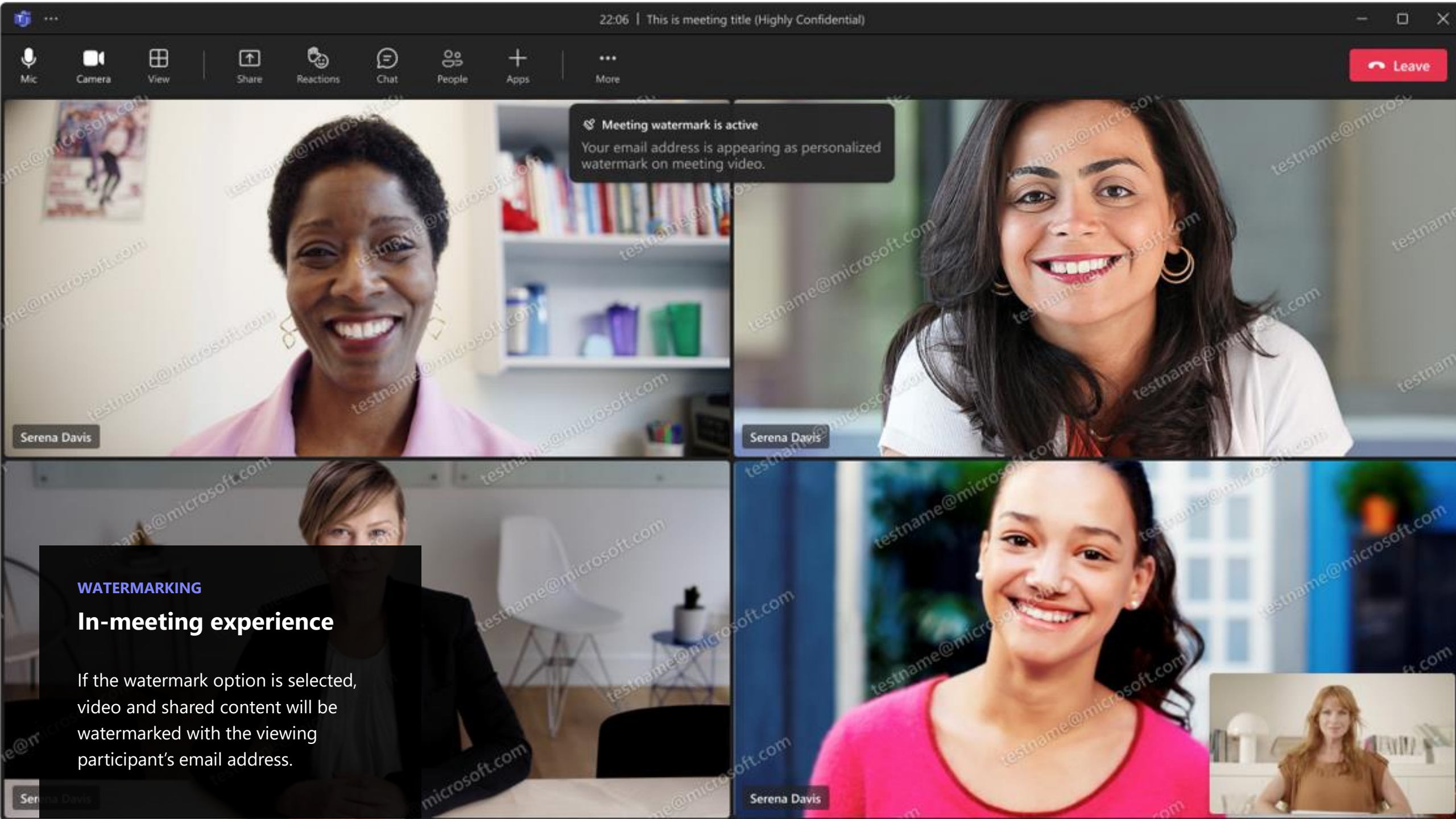
Reply



WATERMARK

In-mtg experience

# Culture and people here.



Meeting watermark is active  
Your email address is appearing as personalized watermark on meeting video.

WATERMARKING

In-meeting experience

If the watermark option is selected, video and shared content will be watermarked with the viewing participant's email address.

Video isn't available  
A watermark is being applied, which isn't supported on the Teams platform you're using.



Serena Davis



Babak Shammass



Inna Laar



Aaron Buxton



Charlotte De Crum



Joshua Vanburen



Aadi Kapoor

WATERMARKING  
In-meeting experience

Joining from an unsupported platform.

Beth Davies

## WATERMARKING

### Mobile experience

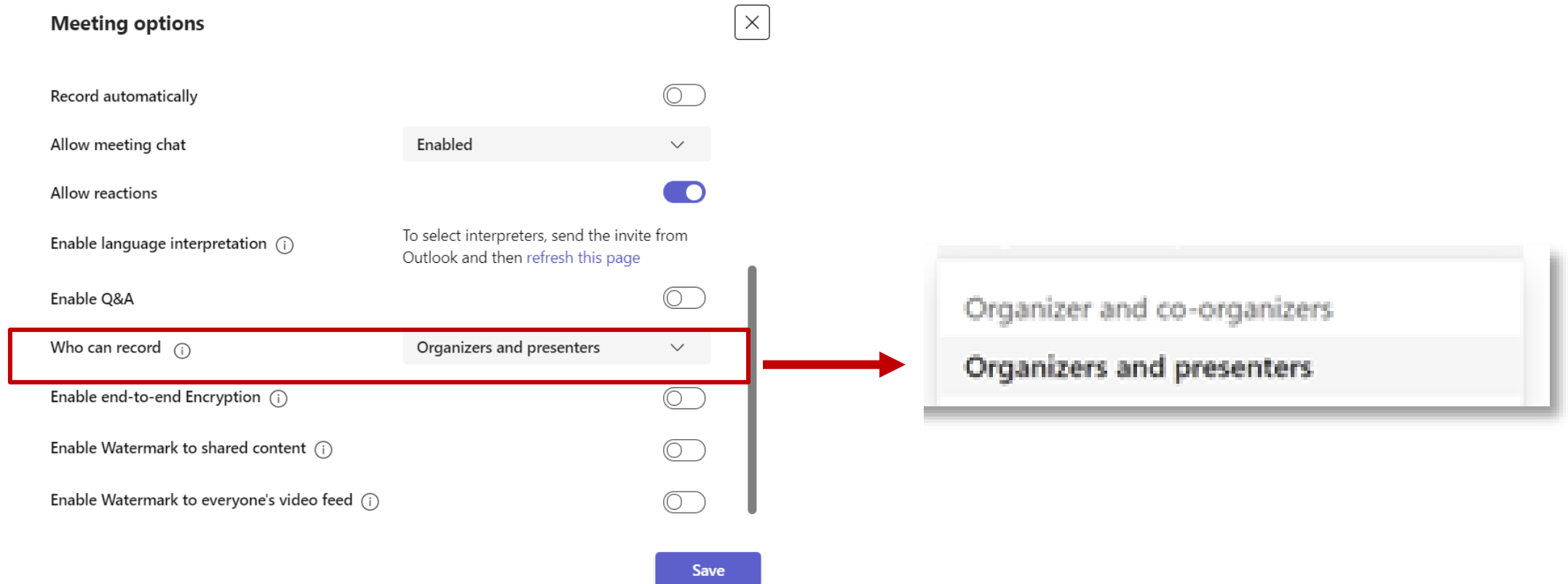
If the watermark option is selected, video and shared content will be watermarked with the viewing participant's email address.



# Scenarios for Who can record

What's included:

- Who can record works for Desktop (Windows and MAC), Mobile (iOS and Android), and Web
- Decouples presenter from recorder



The image shows a 'Meeting options' dialog box with a close button (X) in the top right corner. The dialog contains several settings:

- Record automatically: Toggle switch (off)
- Allow meeting chat: Enabled (dropdown menu)
- Allow reactions: Toggle switch (on)
- Enable language interpretation (i): To select interpreters, send the invite from Outlook and then [refresh this page](#)
- Enable Q&A: Toggle switch (off)
- Who can record (i):** Organizers and presenters (dropdown menu, highlighted with a red box)
- Enable end-to-end Encryption (i): Toggle switch (off)
- Enable Watermark to shared content (i): Toggle switch (off)
- Enable Watermark to everyone's video feed (i): Toggle switch (off)

A red arrow points from the 'Who can record' dropdown menu to a separate box showing the expanded options:

- Organizer and co-organizers
- Organizers and presenters**

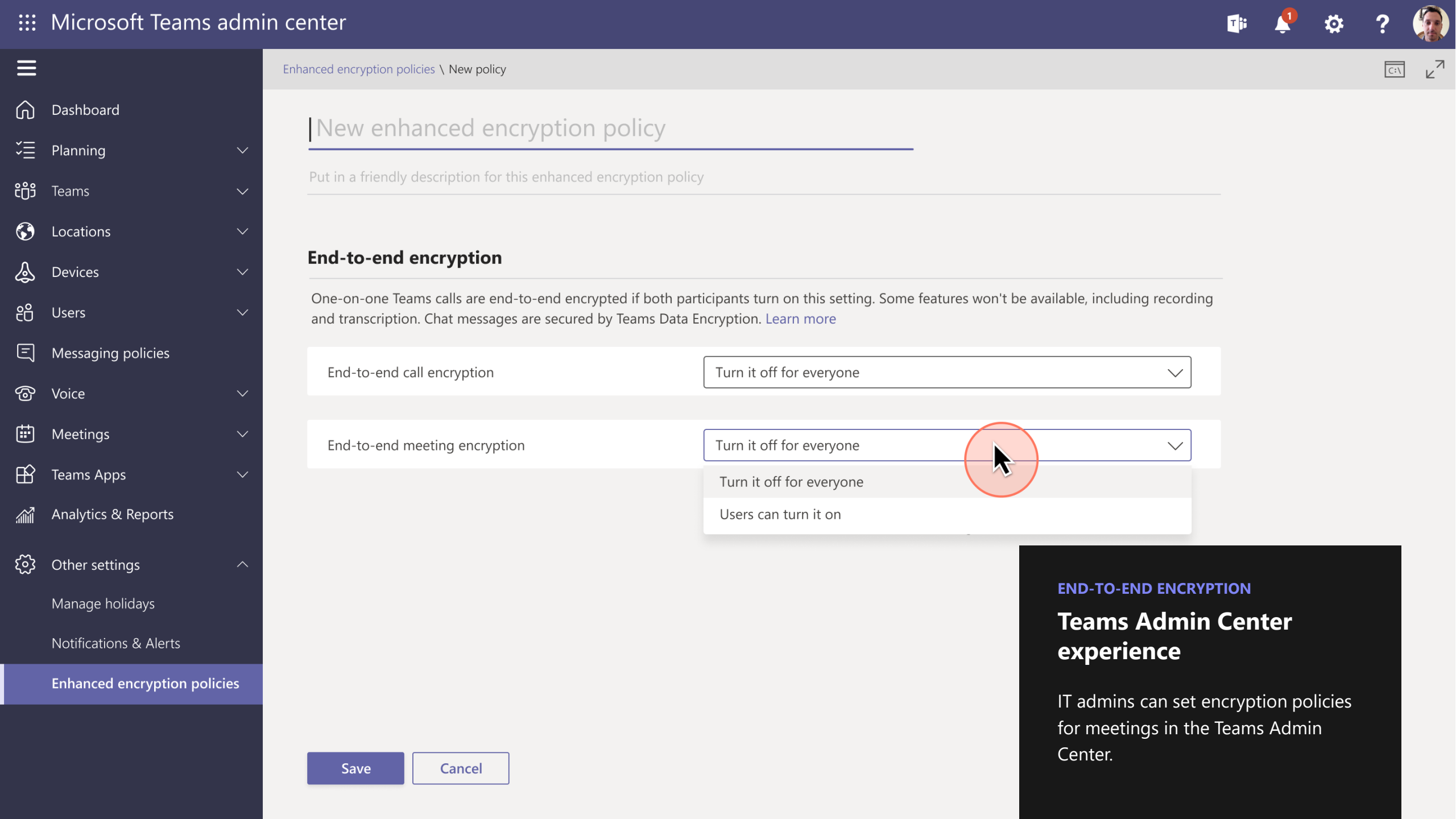
A 'Save' button is located at the bottom center of the dialog.

SECURE

**Lock down online meetings with  
end-to-end encryption**

# Scenarios for E2EE Meeting

- E2EE adds an extra layer of security of Teams Meeting. Data is encrypted at its source and decrypted only at destination
- **Capabilities**
  - E2EE Audio, Video & VBSS Screenshare
  - Users can Chat but it is not E2EE
  - Meeting is limited to 50 participants
- **Platforms Supported**
  - Desktop (Windows & Mac)
  - Mobile – iOS & Android
  - Teams Rooms on Windows (MTR) – for consumption only (ETA: TBD)
- **Unsupported Platforms – These are blocked from join**
  - Web, VDI, CVI, and MTRA
  - Meetings scheduled through Graph API and ACS
- **Some of the features disabled for an E2EE meeting** : Recording, Transcription, Together Mode, Large Gallery, PSTN Scenarios, Breakout Rooms



- ☰
- 🏠 Dashboard
- ☑️ Planning
- 👤 Teams
- 🌐 Locations
- 🔔 Devices
- 👥 Users
- 💬 Messaging policies
- 📞 Voice
- 📅 Meetings
- 📦 Teams Apps
- 📊 Analytics & Reports
- ⚙️ Other settings
  - Manage holidays
  - Notifications & Alerts
- Enhanced encryption policies

# New enhanced encryption policy

Put in a friendly description for this enhanced encryption policy

## End-to-end encryption

One-on-one Teams calls are end-to-end encrypted if both participants turn on this setting. Some features won't be available, including recording and transcription. Chat messages are secured by Teams Data Encryption. [Learn more](#)

End-to-end call encryption

Turn it off for everyone

End-to-end meeting encryption

Turn it off for everyone

Turn it off for everyone

Users can turn it on

Save

Cancel

END-TO-END ENCRYPTION

Teams Admin Center experience

IT admins can set encryption policies for meetings in the Teams Admin Center.



## New meeting

Details

Scheduling Assistant

Save

Show as: Busy

Category: None



Acquisition plan meeting



Chris Naidoo

Free



Optional: Add optional attendees



29/05/21

10:30 am



Repeats weekly on Thursday



Add channel



Add location

**B** *I* U   

Let's gather today to talk about the coming few weeks.

 Marketing Sync.note

Agenda

## Options



Who can record?

Organizers and co-organizers



## Turn on end-to-end encryption



When a meeting is end-to-end encrypted, some organizational policies may prevent participants from joining. Not all features will be available, including recording, transcription and live captions. [Learn more](#)

## Apply a watermark to shared content



Watermark is not available for all scenarios, including recording, PowerPoint Live, and Whiteboard. Users joining from unsupported platforms can't see video or shared content. [Learn more](#)

## Apply a watermark to everyone's video feed



Everyone who turns on their camera will have a watermark applied to their video feed. Some features, including recording, won't be available. People using unsupported platforms can't see video or shared content. [Learn more](#)

## Advanced

Host mode



Apply

Some options are locked due to the meeting sensitivity level. [Learn more](#)

Who can bypass the lobby?

People in my organization

Record automatically

More options



Views



00:12



People



Chat



React



Rooms



Apps



More



Mic



Camera



Share



Leave



▼

**Verify end-to-end encryption code**

This meeting is end-to-end encrypted if the numbers below are the same for all participants.

2394 9849 2144 5922 8103

Updated 2 minutes ago

Serena Davis

Babak Shammass

**END-TO-END ENCRYPTION**

**In-meeting verification**

Users can verify the encryption by clicking the shield icon to display the encryption code.

Charlotte de Crun

  
Activity

  
Chat

  
Teams

  
Calendar

  
Calls

  
Files

⋮

  
More

Unable to join end-to-end encrypted meetings from the web

Use the Teams desktop app to join. [Learn more](#)

Dismiss Join with the Teams app

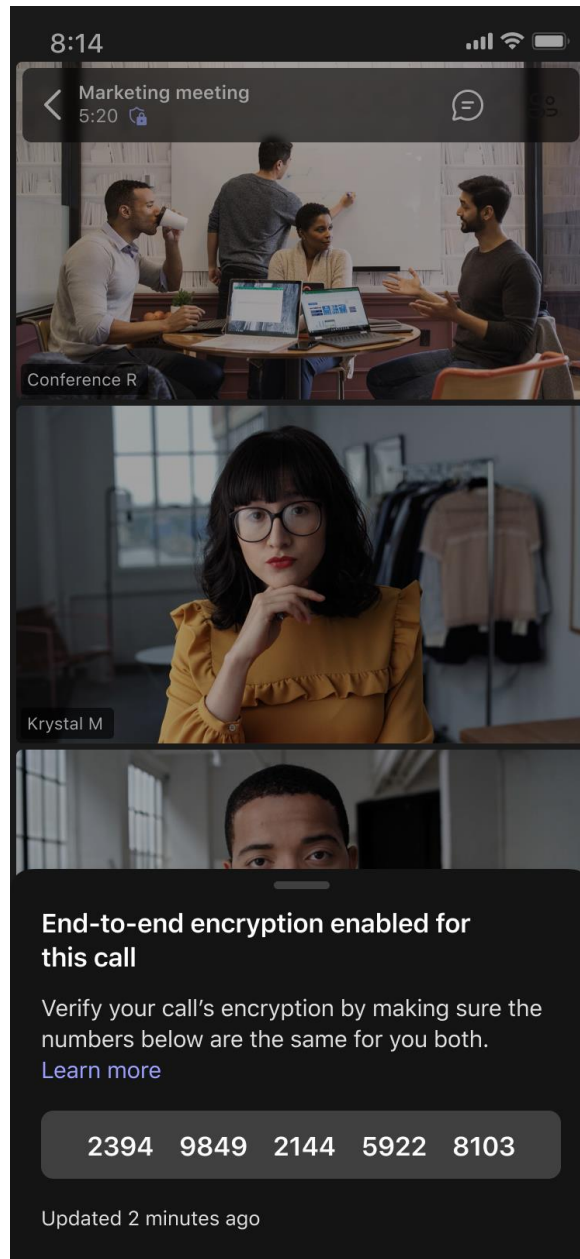
Don't have the app?  
[Download it now](#)

END-TO-END ENCRYPTION  
Unsupported platform -  
Web

## END-TO-END ENCRYPTION

### Mobile experience

Users can verify the encryption by clicking the shield icon to display the encryption code.



# Advanced Meeting Security Controls

## What

### Meeting protections

- Watermarking
- End-to-end encryption for meetings
- Who can bypass lobby
- Always let callers bypass the lobby
- Who can present
- Who can record
- Record automatically
- Allow meeting chat
- Prevent copy/paste of meeting chat
- Invite encryption

## When

### You have these needs:

You hold confidential meetings online that need to **restrict access and permission**.

You want meetings in your org to be **classified and protected in a consistent way**.

You don't think your **end users will spend time** on security settings for each meeting.

## How

### Sensitivity label can help

↔ Enforce IRM permission on invite, restrict lobby, present, record and copy chat permissions, etc.

↔ A standardized classification system that works across M365 apps.

↔ Let the security expert (admin) do the work. End user just need 1-click to select label.



## Solutions



Catalog



Audit



Content search



Communication compliance



Data loss prevention



eDiscovery



Data lifecycle management



Information protection



Information barriers



Insider risk management



Records management



Privacy Risk Management



Subject Rights Requests

# Information protection

[Remove from navigation](#)[Overview](#)[Labels](#)[Label policies](#)[Auto-labeling](#)

Sensitivity labels are used to classify email messages, documents, sites, and more. When a label is applied (automatically or by the user), the content or site is protected based on the settings you choose. For example, you can create labels that encrypt files, add content marking, and control user access to specific sites. [Learn more about sensitivity labels](#)

[+ Create a label](#)[Publish label](#)[Refresh](#)

5 items

	Name	Order	Scope	Created by	Last modified
<input type="checkbox"/>	Personal	0 - lowest	File, Email	Robin Kline	Apr 27, 2022 4:37:22 PM
<input type="checkbox"/>	Public	1	File, Email	Robin Kline	Apr 27, 2022 4:37:30 PM
<input type="checkbox"/>	General	2	File, Email	Robin Kline	Apr 27, 2022 4:37:40 PM
<input type="checkbox"/>	> Confidential	3	File, Email, Site, UnifiedGroup	Robin Kline	Jun 21, 2022 5:59:54 PM
<input type="checkbox"/>	> Highly Confidential	7	File, Email, Site, UnifiedGroup	Robin Kline	Jun 21, 2022 5:59:54 PM

## ADVANCED MEETING MODERATION

## Centralized classification & protection for meetings

Compliance admins can use the Purview portal to define consistent classification & protection taxonomies for Teams meetings

**Scope**

## Define the scope for this label

Labels can be applied to files, emails, containers like SharePoint sites meetings, and Teams and more. Select where you want this label to be used so you can configure the applicable protection settings. [Learn more about label scopes.](#)

- ☒ **Items (such as email and documents).** [More options](#)  
This label will be used to classify and protect content in emails, Office files, calendar events, and Teams meetings.

☒ **Include meetings**
- ☐ **Containers**  
Configure privacy, access control, and other settings to protect labeled Teams, Microsoft 365 groups, and SharePooint sites
- ☐ **Schematized data assets (preview)**  
Apply labels to files and schemeatized data assets in Azure PureView. Schematized data assets include SQL, Azure SQL, Azure Synapse, Azure Cosmos, AWS RDS, and more.

### SENSITIVITY LABELS


## Security & Compliance Center experience

Compliance officers can create or extend sensitivity labels to meetings in the Security & Compliance Center.

- ☒ Name & Description
- ☒ Scope
- ☐ Files, emails & meetings
- ☐ Encryption
- ☐ Content marking
- ☒ Teams meetings
- ☐ Auto-labeling for files and emails
- ☐ Groups & sites
- ☐ Schematized data assets (preview)
- ☐ Review


## Settings for Teams meetings and chats

Configure meeting and chat protection settings for Teams that have this label applied.

 If you select an option below, the setting you configure will be enforced when the label is applied to a meeting. Users won't be able to change the setting in Teams.

### Meeting settings

These settings apply to all Teams meetings that have this label applied, including channel meetings and those scheduled in Teams or Outlook. Applying a label to a meeting is available in 'Meeting options'. [Learn more about these options](#)

☒ Control who can bypass the lobby 


Only organizers and co-organizers


☐ Allow dial-in users to bypass the lobby

☐ Control who can present

☐ Control who can record

☐ Control whether meetings are recorded automatically

☐ Control end-to-end encryption for meeting video and audio   
If you select this, you won't be able to record meetings automatically or apply watermarks.

☐ Control watermarks 

### Chat settings

These settings protect sensitive content by restricting user actions in individual, channel, and meeting chats for all teams that have this label applied.

☐ Control meeting chat

☒ Prevent copying chat content to clipboard  
Some attendees will be blocked from copying messages from the meeting chat. [Learn who gets blocked](#)

Back

Next

### ADVANCED MEETING MODERATION

## Centralized classification & protection for meetings

Compliance admins can use the Purview portal to enforce various Teams meetings options

- Name & description
- Scope
- Items
- Groups & sites**
- Schematized data assets (preview)
- Finish

## Define protection settings for groups and sites

These settings apply to teams, groups, and sites that have this label applied. They don't apply directly to the files stored in those containers. [Learn more about these settings](#)

- ☐ **Privacy and external user access settings**  
Control the level of access that internal and external users will have to labeled teams and Microsoft 365 Groups.
- ☐ **External sharing and Conditional Access settings**  
Control external sharing and configure Conditional Access settings to protect labeled SharePoint sites.

To protect channel meetings and persist the label across Teams, Outlook calendar and email replies, select a default label.

protect meeting

Send

Calendar (kat@contoso.com)

Non-Business

Public

✓ General

Confidential

Highly Confidential

Discard changes

Add a title

Invite required attendees

Tue 12/12/2021 10:30 AM All day Time Zones

Tue 12/12/2021 11:00 AM Does not repeat

Search for a room or location

Teams meeting Room Finder

Calibri 11 B I U

Add a description

&lt; &gt; Tue, Sept 8, 2021

PST Miguel Garcia Out of Office

9 AM

10 AM

10:30 – 11:00 AM

11 AM

12 PM Lunch  
Cafe HQ

1 PM

2 PM Doctor  
appointment  
Downtown

3 PM

4 PM

5 PM

6 PM

## ADVANCED MEETING MODERATION

Scheduling protected  
meetings from Outlook

Outlook users can use built-in capabilities to classify and protect their meetings



## New meeting

Details

Scheduling Assistant

Save

Show as: Busy ▾

Category: None ▾

Time zone: (UTC +5:30) Indian Standard Time ▾

Response options ▾

Sensitivity: General ▾

Options



Acquisition plan meeting



Chris Naidoo

Free



Will Little

Free



DS

Deniz Sezer

Busy



Optional: Add optional attendee



29/05/21 ▾

10:30 am ▾



29/05/21 ▾

11:30 AM ▾

1hr



All day



Repeats weekly on Thursday ▾



Add channel



Add location

**B** *I* U ~~S~~ | | 99 ...

Let's gather today to talk about the agenda items for our upcoming acquisition. Making this bi-weekly for the coming few weeks.



Marketing Sync.note



✓ General

Confidential &gt;

Highly confidential &gt;

Learn more

## Options

Internal and NDA External

Internal only

Internal high-risk secrets limited to need-to-know individuals, internal to our company.

More options

## ADVANCED MEETING MODERATION

## Scheduling protected meetings from Teams

Teams users can use Teams calendar to classify and protect their meetings, similar to Outlook



## New meeting

Details

Scheduling Assistant

Show as: Busy

Category: None



Acquisition plan meeting



Chris Naidoo

Free



Optional: Add optional attendees



29/05/21

10:30 am



Repeats weekly on Thursday



Add channel



Add location

**B** *I* U S U A

Let's gather today to talk about the coming few weeks.



Marketing Sync.note

Agenda

## Options



Some options may be locked due to meeting sensitivity. [Learn more](#)

Sensitivity

Highly Confidential \ Internal Only

Who can bypass the lobby?

People in my organization

Always let callers bypass the lobby

Announce when callers join or leave

Who can present?

Manage what attendees see

Private

Allow mic for attendees?

Allow camera for attendees?

Record automatically

Apply

## ADVANCED MEETING MODERATION

## Scheduling protected meetings

Meeting organizers can see the full set of meeting options enforced in a consistent manner



Views



00:12



People



Chat



React



Rooms



Apps



More



Mic



Camera



Share



Leave



### Meeting sensitivity

Highly Confidential \ Internal Only



Meeting functionality may differ due to sensitivity. [Learn more](#)

### Verify end-to-end encryption code

This meeting is end-to-end encrypted if the numbers below are the same for all participants.

2394 9849 2144 5922 8103

Updated 2 minutes ago



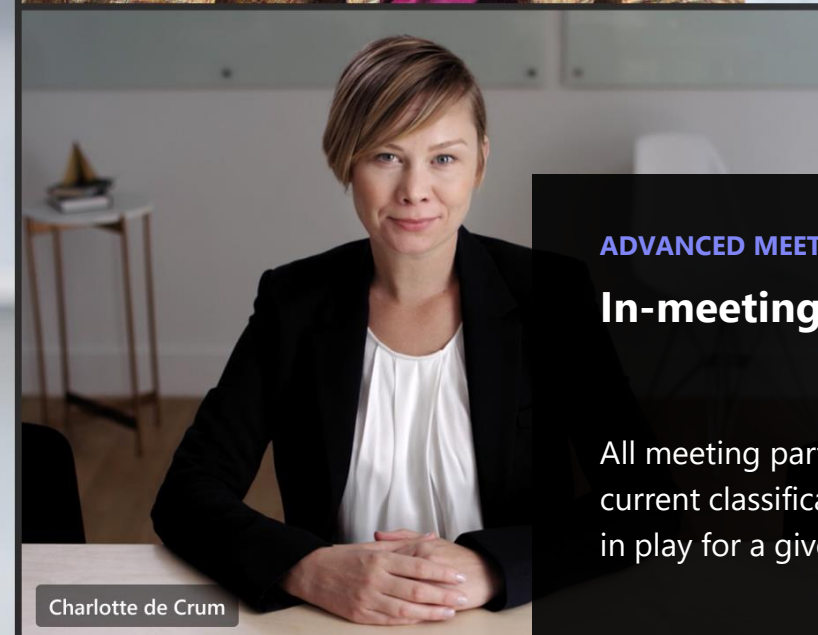
Babak Shammass



Beth Davies



Pete Turner



Charlotte de Crum

### ADVANCED MEETING MODERATION

## In-meeting experience

MJ Price

All meeting participants can see the current classification and protections in play for a given meeting

Serena Davis



00:12



Leave



Babak Shammas



Beth Davies

Internal only

Internal secrets not meant for external or broad internal availability.



Pete Turner



Charlotte de Crum



## Meeting options

Sensitivity ⓘ

Highly Confidential \ Internal Only

General

Confidential

✓ Highly Confidential

People in my organization and ...

Always let callers bypass the lobby

Announce when callers join or leave ⓘ

Choose co-organizers:

None

Who can present?

Everyone

Managed mode ⓘ

Allow mic for attendees? ⓘ

Allow camera for attendees? ⓘ

### ADVANCED MEETING MODERATION

## In-meeting experience

Meeting organizers can change classification on the fly during a meeting, and associated protections will get triggered

Serena Davis



00:22:06



Leave



Meeting sensitivity updated to  
Confidential \ Internal



End-to-end encryption, watermark, who can record, and record automatically will take effect after the meeting has restarted.



Babak Shammass



Charlotte de Crum



Beth Davies



Pete Turner

MJ Price



## Meeting options



Some options are locked due to the meeting sensitivity level. [Learn more](#)

Sensitivity ⓘ

Confidential \ Internal Only



Who can bypass the lobby? ⓘ 🔒

People in my organization and ...



Always let callers bypass the lobby



Announce when callers join or leave ⓘ



Choose co-organizers:

None



Who can present?

Everyone



Managed mode ⓘ



Allow mic for attendees? ⓘ



Allow camera for attendees? ⓘ



Recording automatically



### ADVANCED MEETING MODERATION

## In-meeting experience

When the classification is changed during the meeting, all participants get a notification indicating the change and effect

Serena Davis



Views



00:12



People



Chat



React



Rooms



Apps



More



Mic



Camera



Share



Leave



Close

- Device settings
- Call health
- Meeting info
- Call me
- Apply background effects
- Turn on live captions
- Start recording
- Start transcription
- Don't show chat bubbles
- Mute notifications
- Turn off incoming video
- Help

Turned off for this meeting



Beth Davies



Pete Turner

MJ Price

Babak Shammass

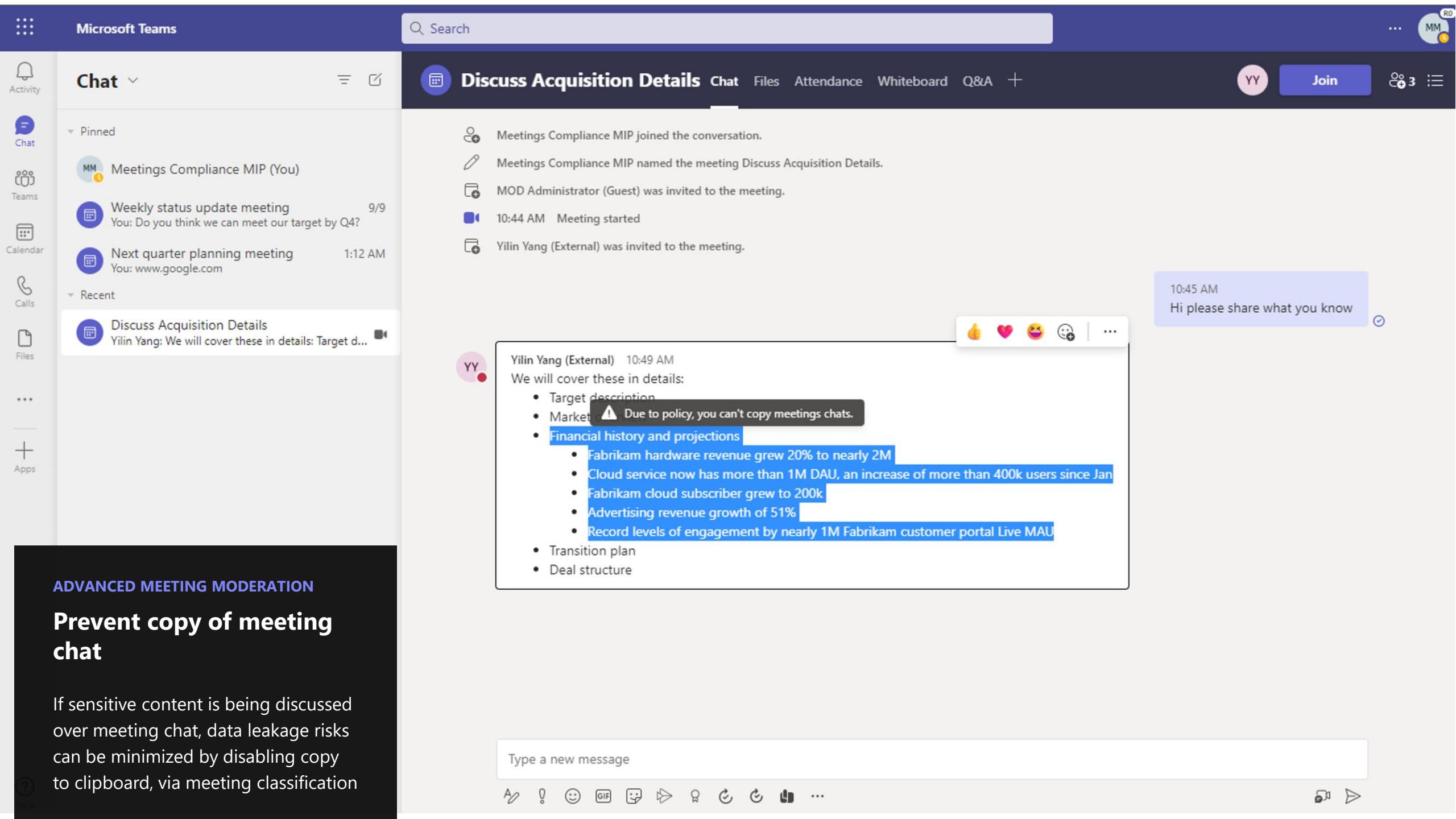
Charlotte de Crum

## ADVANCED MEETING MODERATION

### In-meeting experience

In this example, recording ability has been automatically disabled for participants, as a result of the meeting's classification

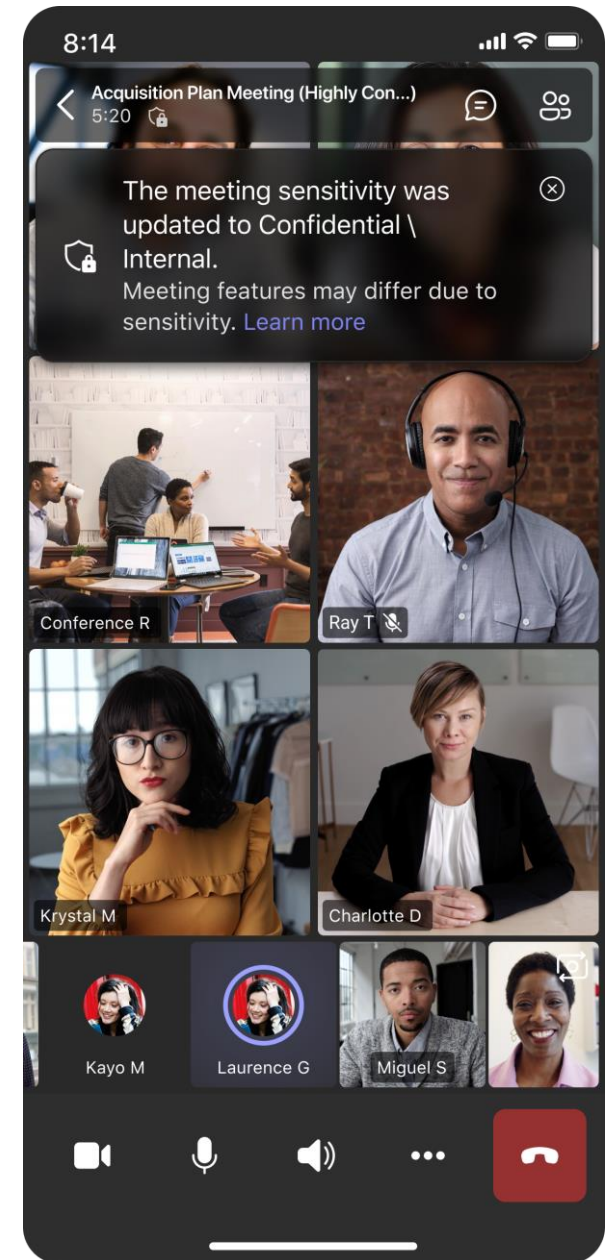
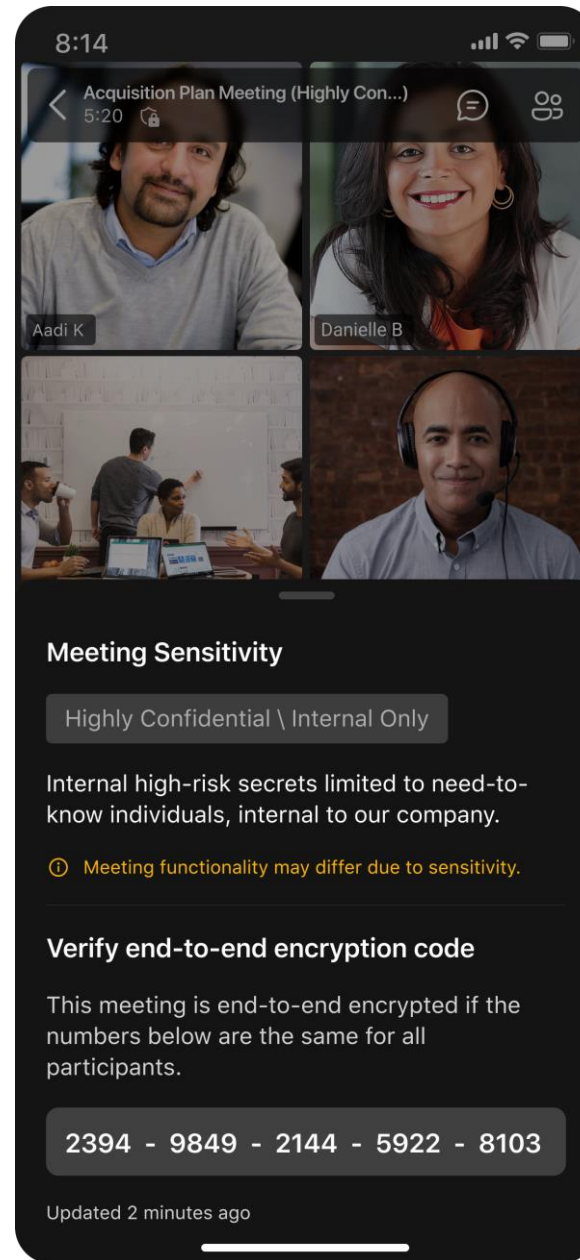
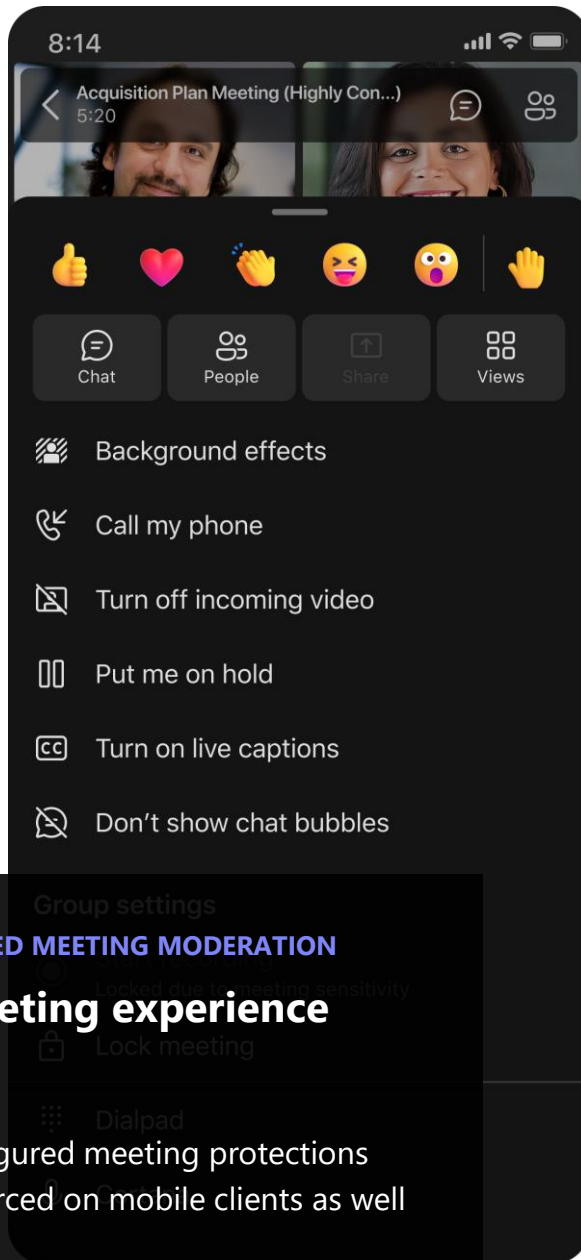
Serena Davis



## ADVANCED MEETING MODERATION

# Prevent copy of meeting chat

If sensitive content is being discussed over meeting chat, data leakage risks can be minimized by disabling copy to clipboard, via meeting classification



9:35 AM

Conference room 16537/Av/13 - Diagon Alley

# Daily Standup (Highly Confidential)

02:01

Meeting ID: 123 456 7890

## ADVANCED MEETING MODERATION

### In-meeting experience

All configured meeting protections are enforced on Teams Rooms devices as well

## Meeting sensitivity

Highly Confidential \ Internal Only

Meeting functionality may differ due to sensitivity.

## End-to-end encryption enabled for this meeting

Verify your meeting's encryption by making sure the numbers below are the same for you both.  
[Learn more](#)

2394 9849 2144 5922 8103

Updated 2 minutes ago

Type a name



Meeting (2)

Mute all

Daniela Mandera



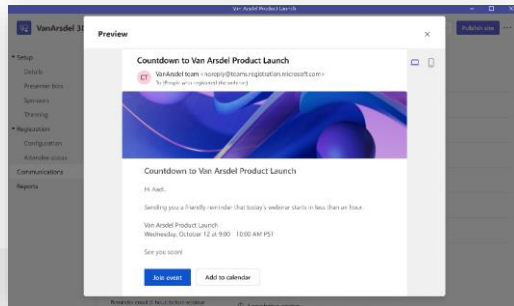
Conference room 16537/Av/13 - Diagon Alley  
organizer



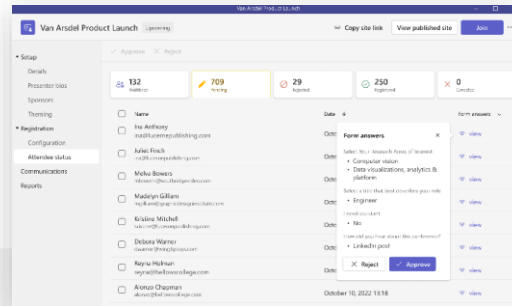


# 향상된 웨비나

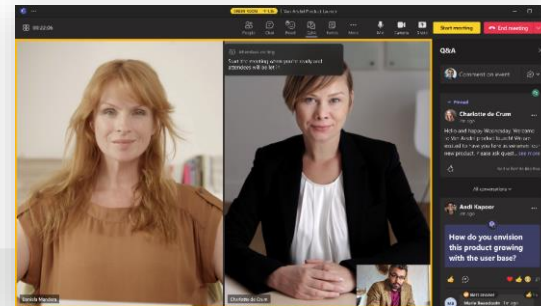
향상된 기능을 활용한 고품질 웨비나를 주최하여 더 깊은 참여를 유도하고 행사를 주도하십시오.



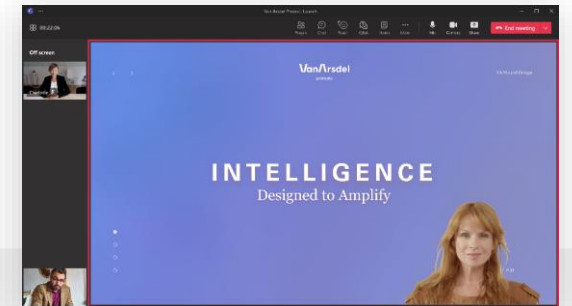
자동 알림 이메일로  
참석자 유치



등록 대기자 명단 및  
수동 승인으로 수요  
관리



가상 그린룸에서  
발표자 및 호스트를  
무대 뒤에서 연결



참석자에게 표시되는  
내용을 관리하여 참여  
유도

Details full

Organizers will see a new webinar set up.

Activity

Chat

Teams

Calendar

Files

Apps

?

⚙

Calendar

Today < >

1 Sunday

08:00

09:00

10:00

12:00

13:00

14:00

15:00

16:00

VanArsdel 3D: from Metal to Plastic

Upcoming

View draft

Publish site

⋮

Save

Manage apps

Meeting options

Setup

Details

Presenter bios

Theming

Registration

Configuration

Attendee status

Reports

Basic info

Set up your webinar details here. If people are added, invites will be sent on save.

VanArsdel 3D: from Metal to Plastic

2022-09-06 10:30 AM → 2022-09-06 10:30 AM 30min

3D printing is the future of manufacturing, and VanArsdel's printers are the next generation of 3D printing. Join VanArsdel as we unveil our cutting edge 3D printing technology. You will get a demonstration, tips and tricks as well as a peek at the roadmap to see what we have coming up next!

Presenters: Daniela Mandera Serena Davis

Co-organizers:

Event members will be invited once you save.

Event access

Private Public

## Registration

The organizer can set registration options and customize the registration form so attendees can sign up for the webinar.

The screenshot displays the Microsoft Teams interface with a sidebar on the left containing icons for Activity, Chat, Teams, Calendar, Files, and Apps. The main area shows a calendar view for Sunday, May 29th, with a time slot from 10:00 to 11:30 AM highlighted. A modal window titled 'VanArsdel 3D: from Metal to Plastic' is open, showing the registration configuration options. The modal has a 'Save' button at the top left and 'View draft' and 'Publish site' buttons at the top right. The configuration options are organized into a sidebar menu with sections: Setup (Details, Presenter bios, Theming), Registration (Configuration, Attendee status, Reports), and a 'Save' button. The 'Registration requirements' section includes: Capacity (1000), Require manual registration approval (checked), Enable waitlist (checked), and Limit registration start and end time (checked). The start and end times are set to 5/29/22, 10:30 AM and 5/29/22, 11:30 AM. The 'Form' section states: 'First name, last name, email, and Microsoft consent are required fields and already added.' and includes a '+ Add field' button. A purple box highlights the 'Require manual registration approval', 'Enable waitlist', and 'Limit registration start and end time' options. The text 'TP features' is written in large purple font to the right of the modal.

VanArsdel 3D: from Metal to Plastic

Upcoming

View draft Publish site

Save

Registration requirements

Capacity

1000

☒ Require manual registration approval ⓘ

☒ Enable waitlist ⓘ

☒ Limit registration start and end time

5/29/22 10:30 AM → 5/29/22 11:30 AM

Form

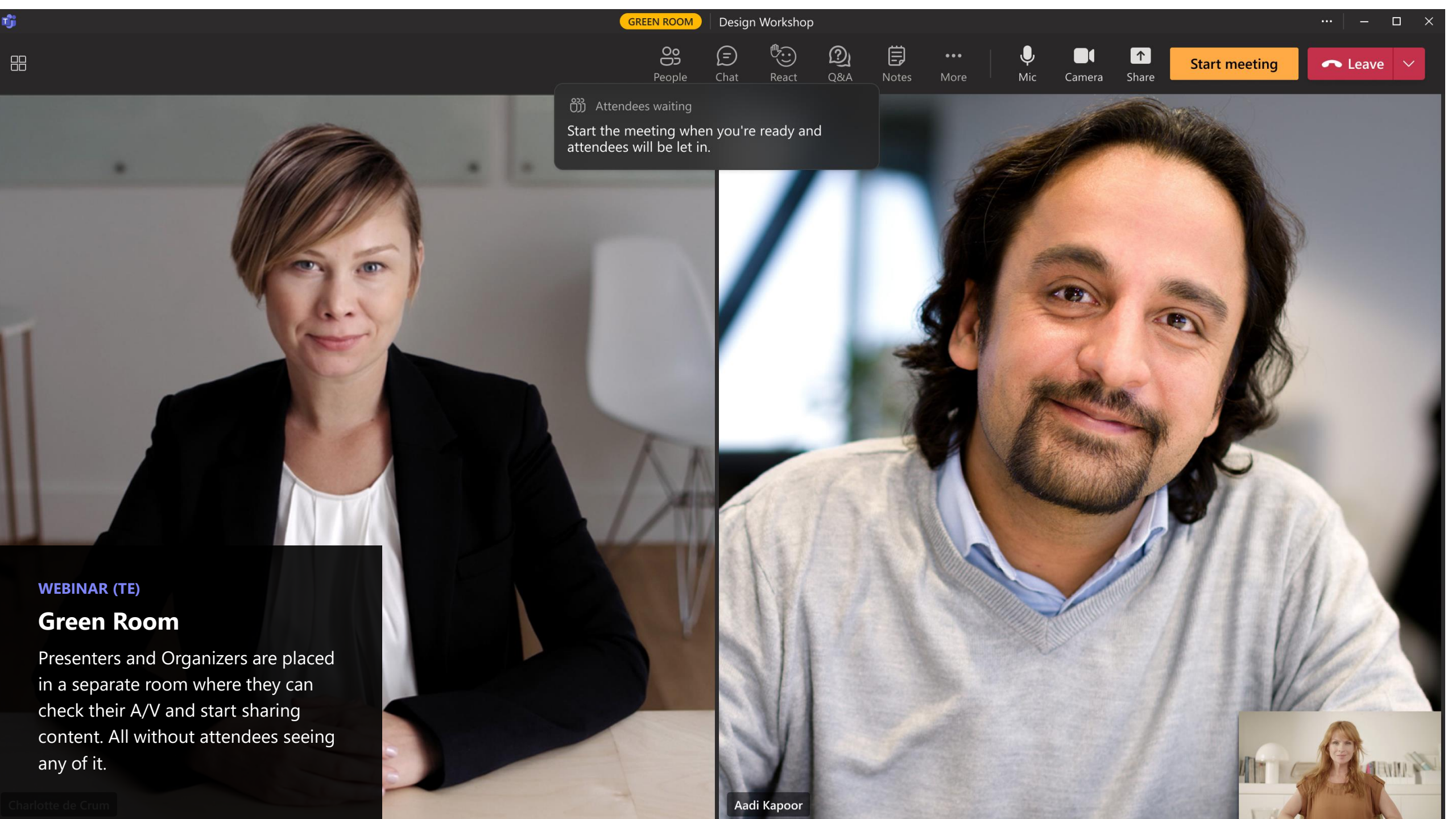
First name, last name, email, and Microsoft consent are required fields and already added.

+ Add field

TP features

# Green Room

Teams Premium feature



GREEN ROOM

Design Workshop

People

Chat

React

Q&A

Notes

More

Mic

Camera

Share

Start meeting

Leave

Attendees waiting

Start the meeting when you're ready and attendees will be let in.

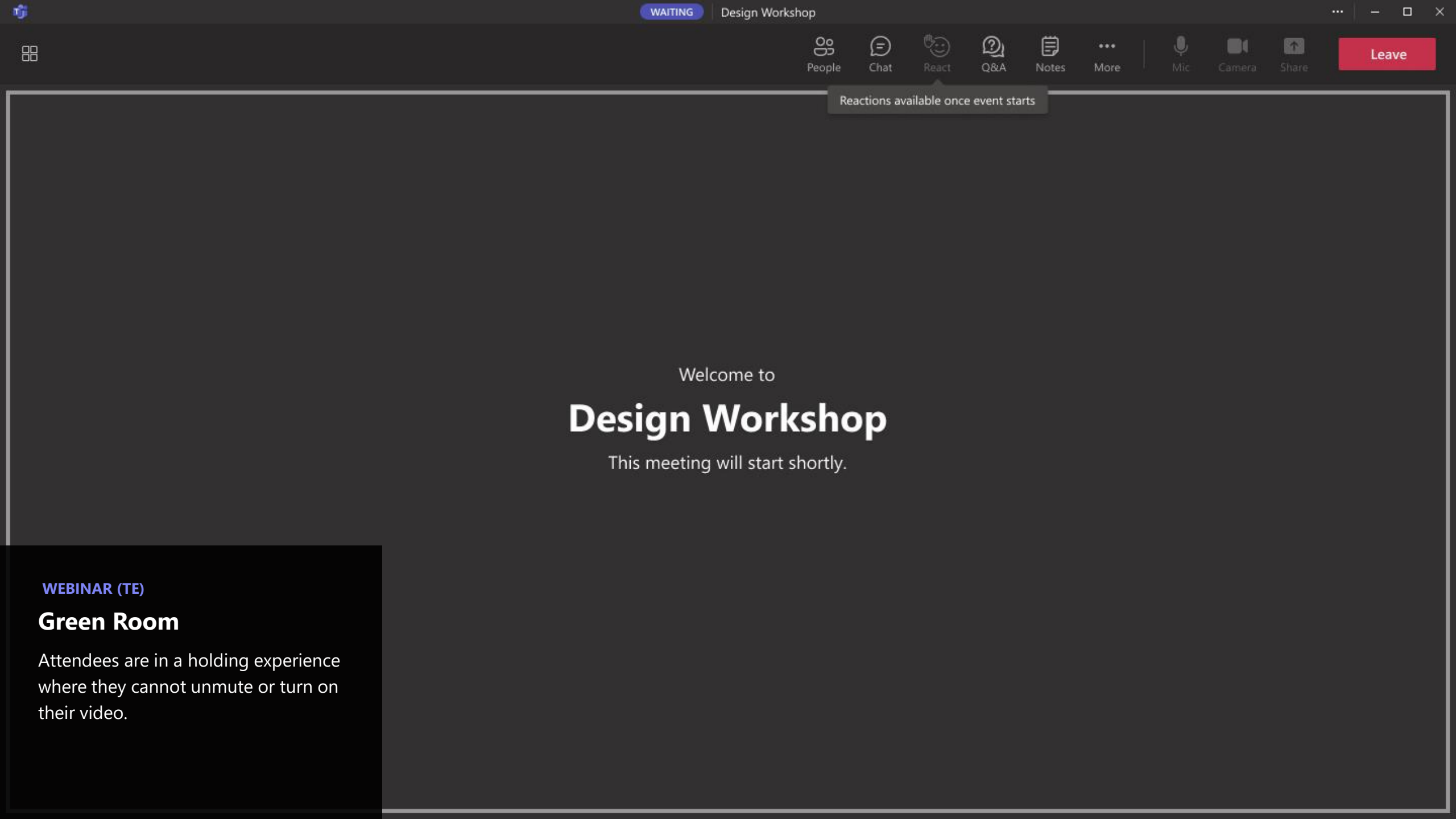
WEBINAR (TE)

## Green Room

Presenters and Organizers are placed in a separate room where they can check their A/V and start sharing content. All without attendees seeing any of it.

Charlotte de Crum

Aadi Kapoor



WAITING

Design Workshop



People



Chat



React



Q&A



Notes



More



Mic



Camera



Share

Leave

Reactions available once event starts

Welcome to

# Design Workshop

This meeting will start shortly.

WEBINAR (TE)

## Green Room

Attendees are in a holding experience where they cannot unmute or turn on their video.

# Manage Attendee View

Teams Premium feature

00:00:00 346 viewing

People

Chat

React

Notes

More

Mic

Camera

Share

Leave



## Off screen

## ▼ Presenters



Charlotte

## WEBINAR (TE)

## Manage Mode

Presenters and Organizers can control who shows up on the stage by sending people who are “Off screen” to the stage. Attendees ONLY see people who are on the stage.

Daniela M...





Stop presenting



People



Chat



React



Notes



More



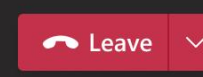
Mic



Camera

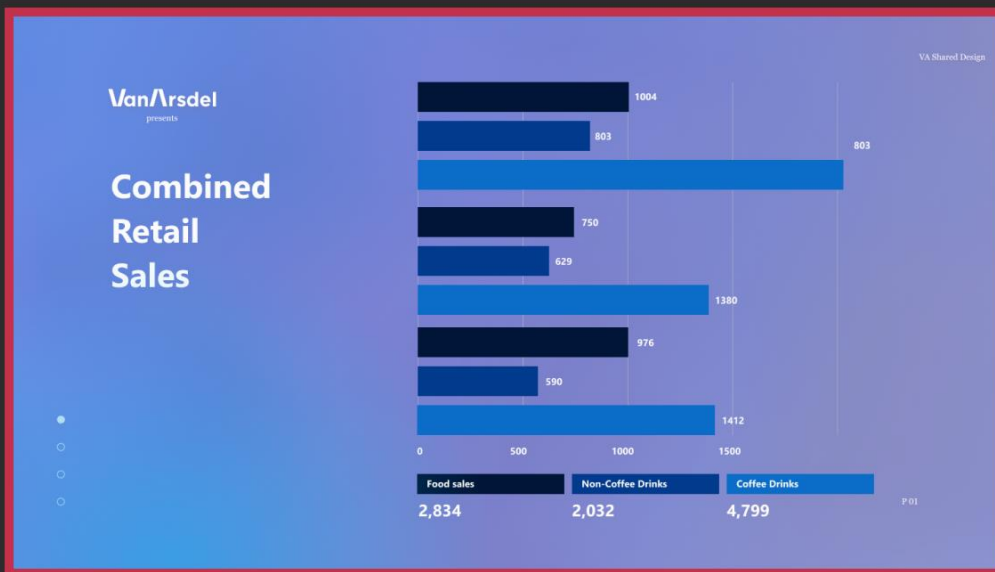


Stop sharing



Leave

## Off screen



Lorem ipsum dolor sit amet, consectetur adipiscing elit, sed do eiusmod tempor incididunt ut labore et dolore magna aliqua. Ut enim ad minim veniam, quis nostrud exercitation ullamco laboris nisi ut aliquip ex ea commodo consequat. Duis aute irure dolor in reprehenderit in voluptate velit esse cillum dolore eu fugiat nulla pariatur. Excepteur sint occaecat cupidatat non proident, sunt in culpa qui officia deserunt mollit anim id est laborum.



Slide 1 of 12


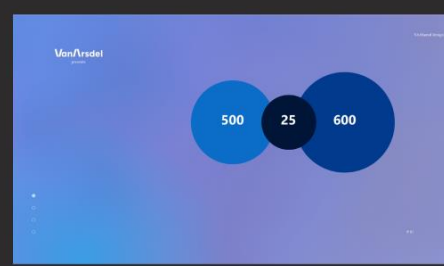


## WEBINAR (TE)

## Manage Mode

Presenters and Organizers can also push content onto the stage as well.

Introduction



2

3

4

00:00:00 346 viewing



Stop presenting



People



Chat



React



Notes



More



Mic



Camera



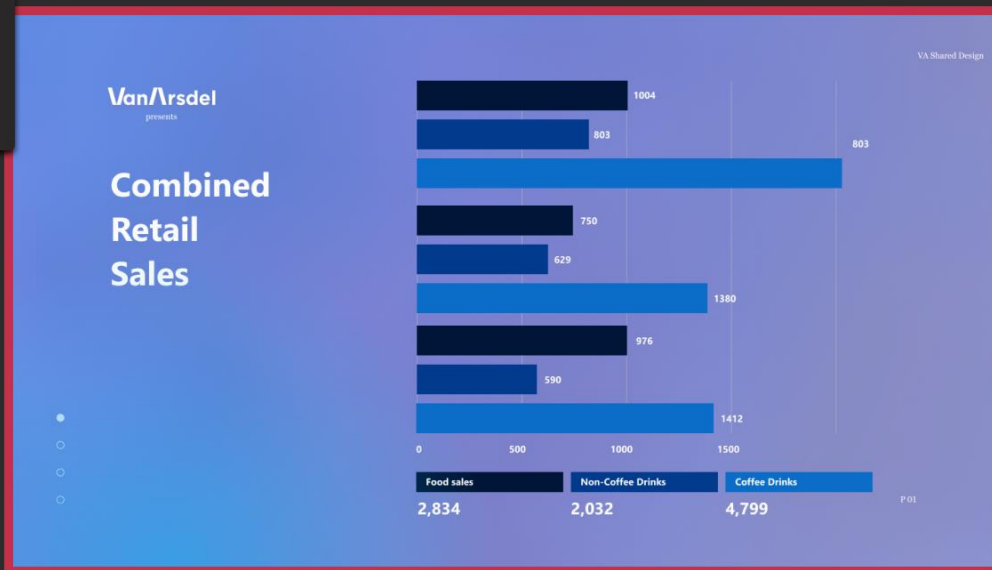
Stop sharing



Leave

- Disable video
- Disable mic
- Bring on screen

Charlotte



Lorem ipsum dolor sit amet, consectetur adipiscing elit, sed do eiusmod tempor incididunt ut labore et dolore magna aliqua. Ut enim ad minim veniam, quis nostrud exercitation ullamco laboris nisi ut aliquip ex ea commodo consequat. Duis aute irure dolor in reprehenderit in voluptate velit esse cillum dolore eu fugiat nulla pariatur. Excepteur sint occaecat cupidatat non proident, sunt in culpa qui officia deserunt mollit anim id est laborum.



Reta Taylor

Slide 1 of 12


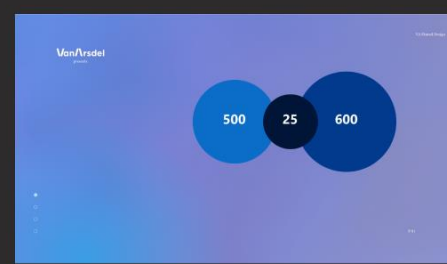
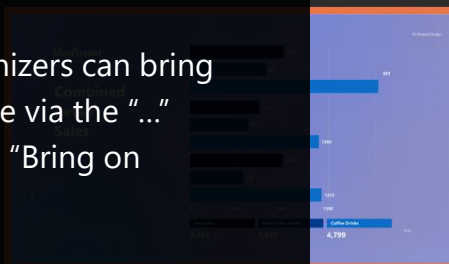


## WEBINAR (TE)

## Manage Mode

Presenters and Organizers can bring people onto the stage via the "... control and selecting "Bring on screen".

Introduction



2

3

4

# New Webinar Feature Overview



People



Chat



React



Notes



More



Mic



Camera



Share



Leave



VA Shared Design

VanArsdel  
presents

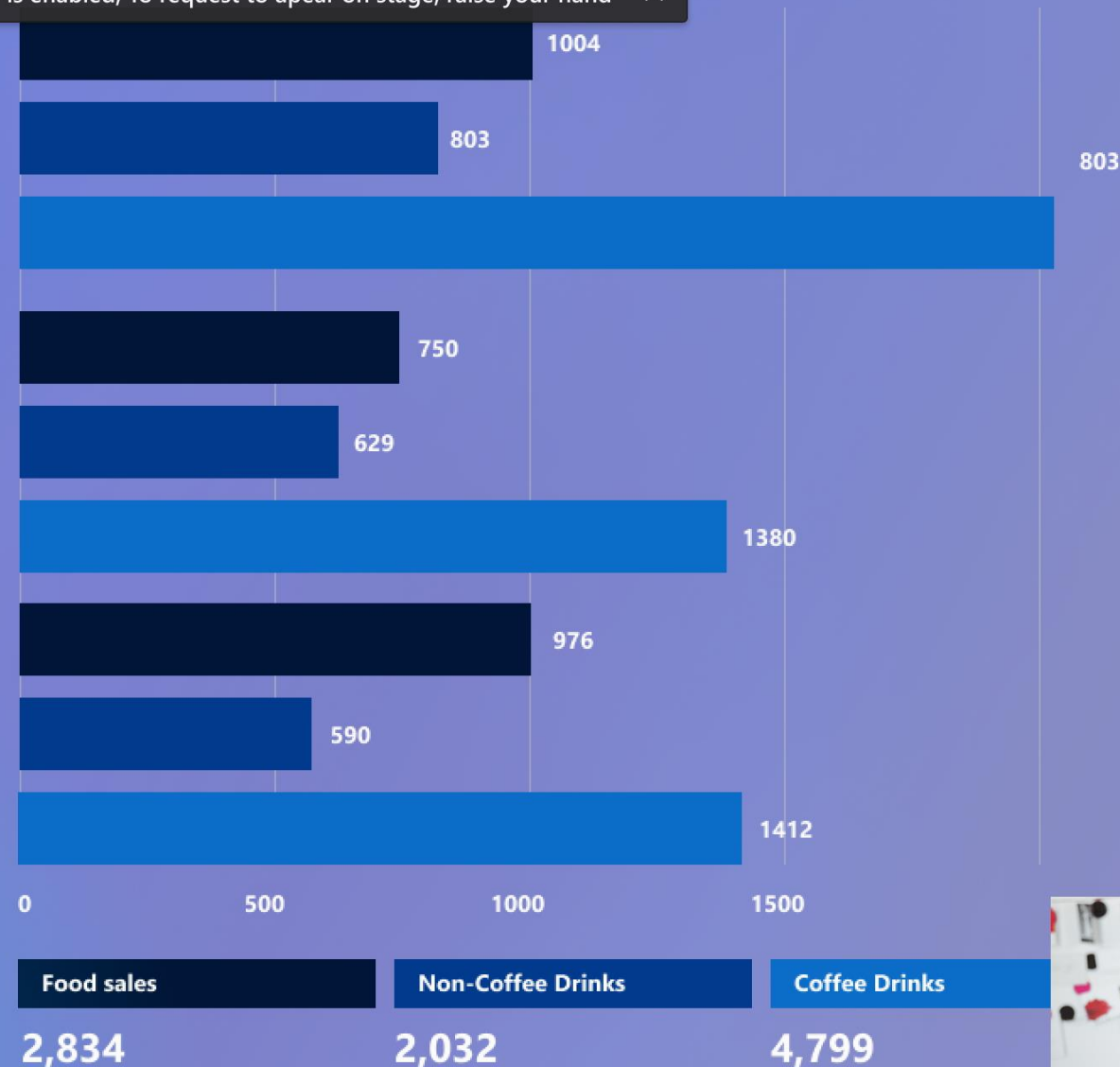
## Combined Retail Sales

WEBINAR (TE)

### Manage Mode

Attendees only see the shared content along with the videos of people who were pushed onto the stage.

Managed mode is enabled, To request to appear on stage, raise your hand



# RTMP-In

Teams Premium feature

00:22:06



Leave





Krystal McKinney



Ray Tanaka

"Microsoft Studio Live Show" is beginning

 Brian W...

 Eva Terrazas



## Media streams



## Media in




 Microsoft Studio Live...  ...

Ok | FPS: 30 | Mbps: 31.41 | 1280 x 720

Settings



Serena Davis

 Microsoft Studio Live Show (Daniela Mandra) 

Good | FPS: 30 | Mbps: 31.41 | 1280 x 720

## PREMIUM WEBINAR &amp; TOWNHALLS

## RTMP-In

RTMP-In allows for events/meetings to stream media from an outside source into the event/meeting.



# Microsoft eCDN


Deliver secure, high-quality, large-scale live video streaming with optimized network performance in Teams Live Events



**Enhance network reliability** with peer-to-peer streaming technology to reduce the overall load on the corporate network



**Ease of adoption** with no additional installation required on user endpoints and devices

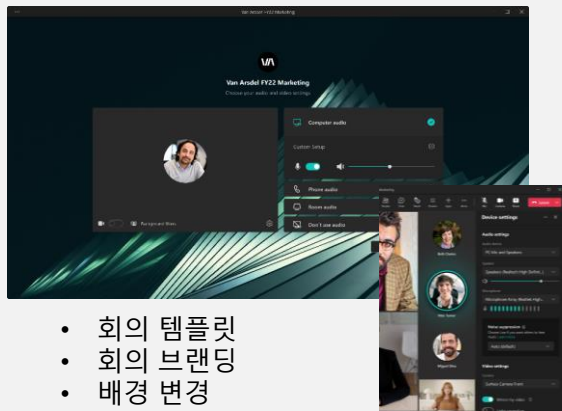


**Trusted, compliant solution** to ensure video content is secured and distributed to only authorized users

# Teams Premium: Teams모임을 더욱 개인화하고 지능적이며 안전하게 하는 기능을 제공

## ① 회의 커스터마이징 기능

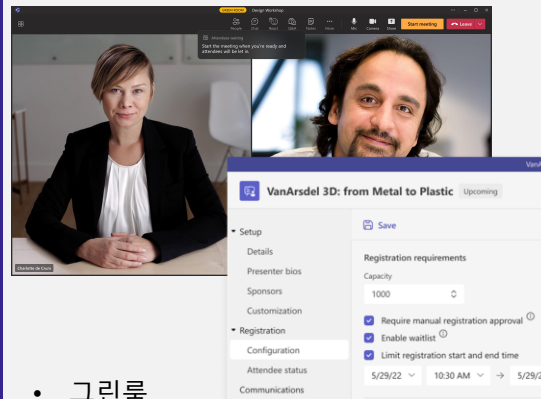
기업으로서의 브랜딩을 중시



- 회의 템플릿
- 회의 브랜딩
- 배경 변경
- Together 모드 변경
- 사용자 정책 패키지 사용자 정의
- 라이브 이벤트용 eCDN

## ② 대규모 웨비나 기능 강화

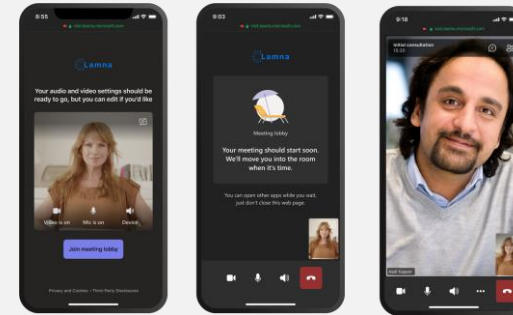
행사 준비, 진행 및 분석을 위한 모든 기능을 제공



- 그린룸
- 참가자 보기 관리
- RTMP를 사용하여 외부 소스 스트리밍
- 참가자 등록의 추가 기능

## ③ 온라인 상담 기능

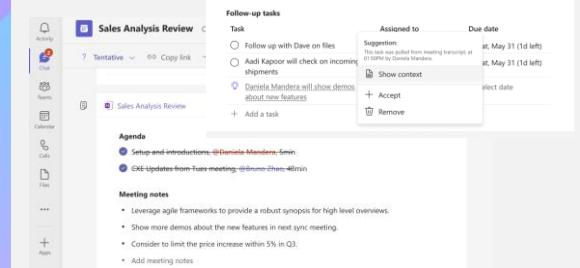
Teams의 가상약속 앱을 통하여 고객과 연결



- 로비 사용자 정의 및 브랜딩
- 온디맨드 및 사전 예약, 예약 상태 확인
- SMS 통지 \*1
- 관리 센터에서 사용 보고서
- 부문/개인 이용 보고서

## ④ AI (지능형 기능)

AI를 통한 회의 업무를 자동화·효율증대

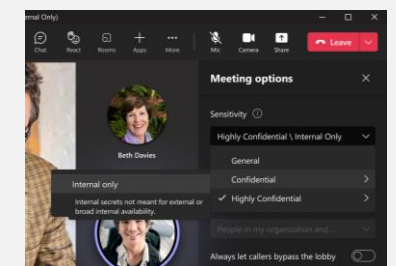
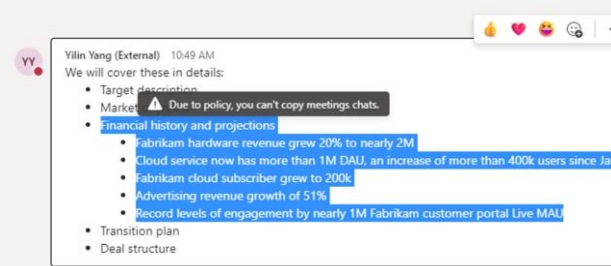
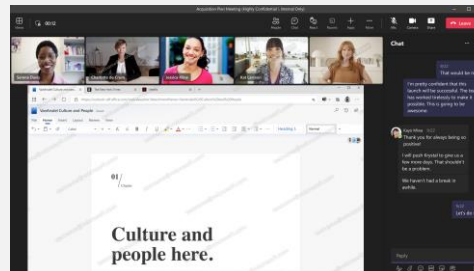


- 회의 요약
  - 챗터 자동 생성 \*2
  - 주요 이벤트 표시(녹음) \*2
  - 스피커 검색(녹음)\*2
  - AI로 작업 자동 생성 \*2
- AI에 의한 자막의 라이브 번역 \*3
- 문자 발생 후 번역(녹음)

## ⑤ 보안 강화 기능

부주의로 인한 정보 유출 방지 추가 보안 기능

- 엔드 투 엔드 암호화
- 전자 워터마크
- 녹음 가능 사용자 제한
- 채팅 복사 방지
- 회의 민감도 레이블



\*1 미국, 캐나다, 영국의 유효한 전화번호 필요  
\*2 향후 제공 예정 (2023년 상반기 예정)  
\*3 2023년 상반기에 Teams Premium 내에서 제공 개시

# Teams Premium 기능 목록

※ 2022/12/14 시점  
※ 1 사용자당 월 10달러 예정

카테고리	기능	라이선스 대상 - 회의 주최자	라이선스 대상 - 회의 참가자	Preview	공식 제공 시작 기간
① 커스터마이징	회의 템플릿	✓		✓ Teams전용	2023/02 Teams만 지원, Outlook은 2023년 1사분기
	회의 브랜딩	✓		✓ 2023/01	2023/02
	배경 변경		✓	✓	2023/02
	Together 모드 변경		✓	✓	2023/02
	사용자 정책 패키지 사용자 정의		✓	✓	2023/02
	라이브 이벤트용 eCDN	✓		✓	2023/02
② 대규모 웨비나	그린룸	✓		✓	2023/02
	참가자 보기 관리	✓		✓	2023/02
	RTMP를 사용하여 외부 소스 스트리밍	✓		✓	2023/02
	참가자 등록의 추가 기능	✓		✓	2023/02
③ 온라인 상담	로비 사용자 정의 및 브랜딩	✓		✓	2023/02
	온디맨드 및 사전 예약, 예약 상태 확인	✓		✓	2023/02
	SMS 통지	✓		✓	2023/02 미국, 캐나다, 영국의 유효한 전화 번호 필요
	관리 센터에서 사용 보고서	✓		✓	2023/02
	부문/개인 이용 보고서	✓		✓	2023/02
④ AI (지능형 기능)	회의 요약 - 챗터 자동 생성	✓			향후 제공(CY23Q3예정)
	회의 요약 - 주요 이벤트 표시(녹화)		✓		향후 제공(CY23Q3예정)
	회의 요약 - 발표자 검색(녹화)		✓		향후 제공(CY23Q3예정)
	회의 요약 - AI로 작업 자동 생성		✓		향후 제공(CY23Q3예정)
	AI에 의한 자막 라이브 번역	✓		✓	2023년 상반기(현재 무료체험가능)
	생성된 자막에 대한 번역(녹음)	✓			향후 제공(CY23Q3예정)
⑤ 보안강화	엔드 투 엔드 암호화(미팅)	✓		✓	2023/02
	화상/화면공유에 워터마크 표시	✓		✓	2023/02
	녹음 가능 사용자 제한	✓		✓	2023/02
	모임 채팅 복사 방지	✓		✓	2023/02
	모임에 대한 민감도 레이블 지원	✓		✓	2023/02

# What's next?



**Sign up to receive an update** on Teams Premium general availability in February 2023



Learn more on the **Teams Premium website**



Talk with your Microsoft account team



Get more details from the **Teams Premium Preview Blog**



Explore the evolving landscape of global hybrid work with **Microsoft WorkLab**

Thank you

