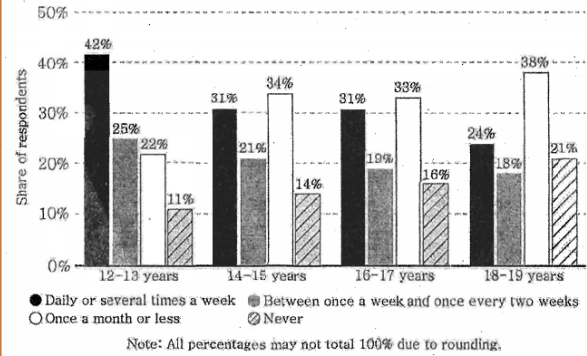




고2_ 2303[기출문제] 25

다음 도표의 내용과 일치하는 것은? [23년 3월 25번]

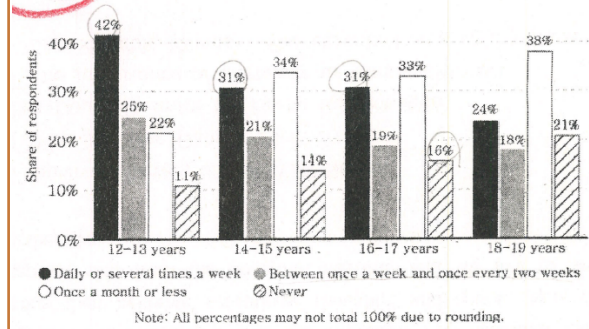
How Often Do You Read a Book? (Germany 2022)



The above graph shows how often German children and young adults read books in 2022 according to age groups. ㉠In each age group except 18 to 19-year-olds, those who said they never read a book accounted for the largest proportion. ㉡Of the 18 to 19-year-old group, 18% stated they read between once a week and once every two weeks, which was the highest share within that group. ㉢More than one fifth of the age group of 16 to 17 years responded that they read between once a week and once every two weeks. ㉣The percentage of teenagers who read daily or several times a week in the 14 to 15-year-old group was less than that in the 16 to 17-year-old group. ㉤In the 12 to 13-year-old group, those who read once a month or less were twice as many as those who never read a book.

다음 도표의 내용과 일치하지 않는 것은? [23년 3월 25번]

How Often Do You Read a Book? (Germany 2022)



The above graph shows how often German children and young adults read books in 2022 according to age groups. ㉠A quarter of the age group of 12 to 13 years responded that they read between once a week and once every two weeks. ㉡In the 14 to 15-year-old group, the percentage of teenagers who read daily or several times a week was the second highest in the same age group. ㉢In the 16 to 17-year-old group, the percentage of teenagers who never read any book was twice as high as that of those who read daily or several times a week in the same age group. ㉣Of the 18 to 19-year-old group, 18% stated they read between once a week and once every two weeks, which was the lowest share within that group. ㉤The percentage of teenagers who have never read any book in each group gradually increases as the age groups increase.

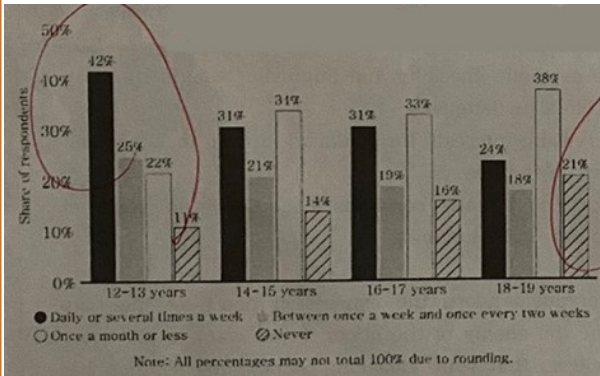
- ① a
- ② b
- ③ c
- ④ d
- ⑤ e

- ① a
- ② b
- ③ c
- ④ d
- ⑤ e



다음 도표의 내용과 일치하지 않는 것은? [23년 3월 25
번]

How Often Do You Read a Book? (Germany 2022)



The above graph shows how often German children and young adults read books in 2022 according to age groups. Ⓐ In each age group except 12 to 13-year-olds, those who said they read books once a month or less accounted for the largest proportion. Ⓑ Of the 12 to 13-year-old group, 42% stated they read daily or several times a week, which was the highest share within that group. Ⓒ In the 14 to 15-year-old group, the percentage of teenagers who read daily or several times a week was more than twice as high as those who never read a book in the same age group. Ⓓ In the 16 to 17-year-old group, those who read daily or several times a week and once a month or less were higher than 30%. Ⓔ In the 18 to 19-year-old group, the percentage of teenagers who never read any book was the lowest share as same as the other age groups.

- ① Ⓐ ② Ⓑ ③ Ⓒ ④ Ⓓ ⑤ Ⓔ



정답

1 ㉟

2 ㉞

3 ㉟