

1. JB뱅크(App) 메인

2. 상품선택

3. 대출적합문진

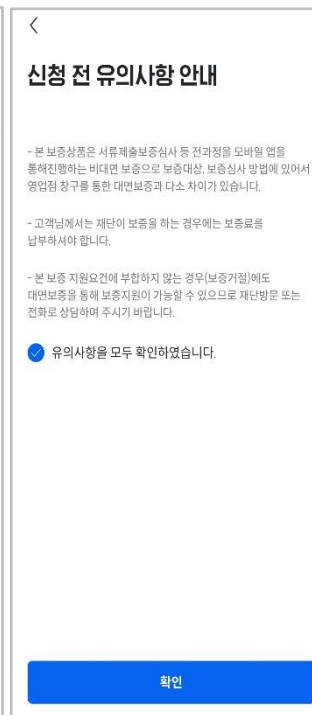
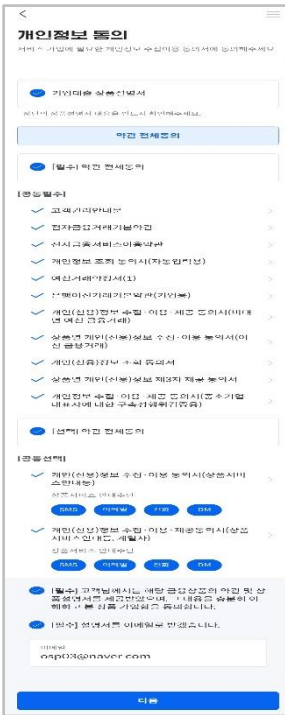
4. 개인정보동의

5. 고객적합성문진

6. 보이스피싱 문진

7. 신청전 유의사항

8. 대출신청정보입력



9. 증빙서류 제출

10. 대출고객 정보입력

11. 한도조회 결과

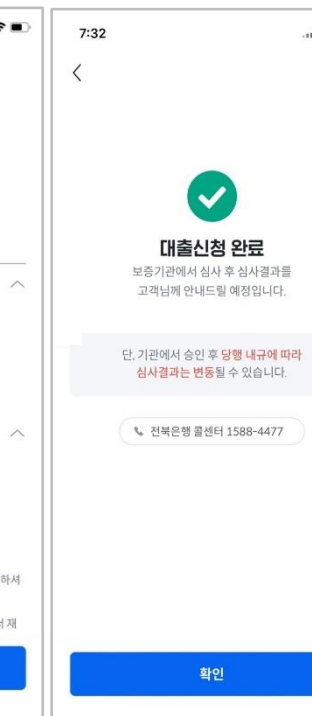
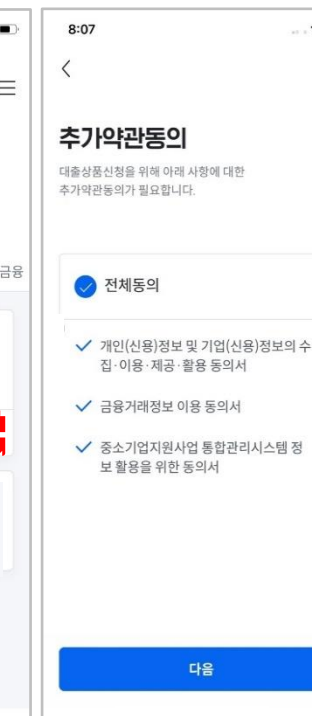
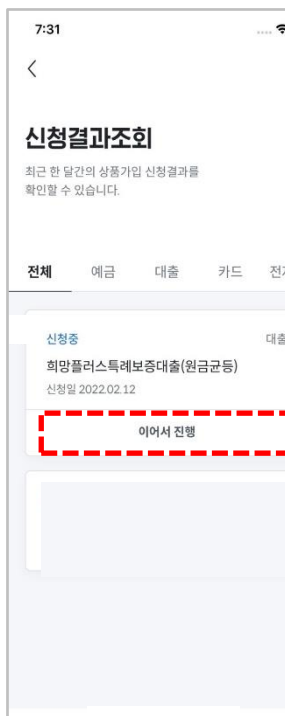
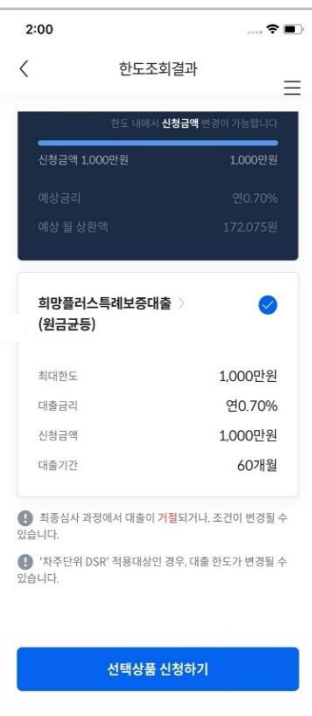
12. 이어서진행하기

13. 추가약관동의

14. 신분증 촬영

15. 임대차계약서촬영

16. 대출신청완료



1. JB뱅크(App)

2. 신청결과조회

3. 대출심사결과

4. 대출조건확인

5. 대출체결 및 실행

6. 보증신청시 유의사항

7. 약관동의

8. 대출 약정 완료

