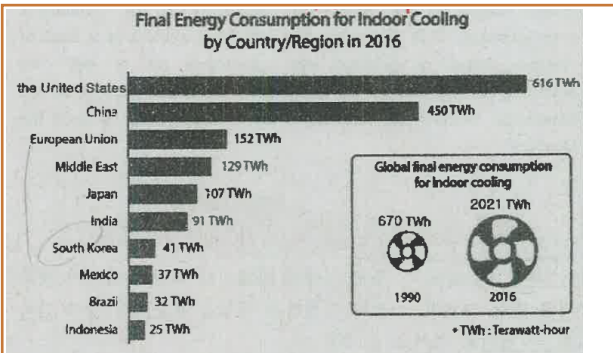




고1_2009[기출문제] 25

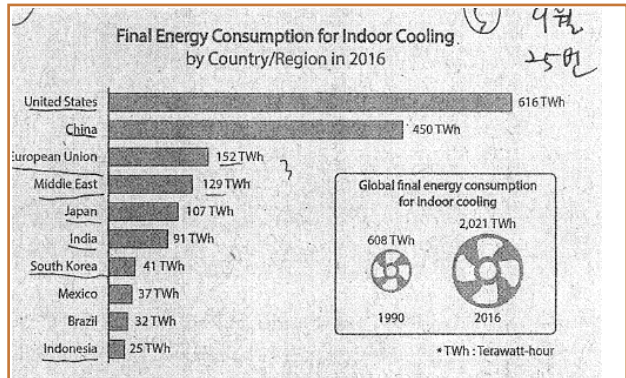
다음 도표의 내용과 일치하도록 빈칸 (A)~(D)에 알맞은 영
단어를 쓰시오.1 [20년 9월 25번]



The graph above shows the final energy consumption for indoor cooling by country/region in 2016. The global final energy consumption for indoor cooling was slightly over (A) _____ times larger in 2016 than in 1990. The amount of (B) _____'s final energy consumption was more than the combined amount of the final energy consumption of the European Union, the Middle East, Japan, India, and South Korea. It was (C) _____ that had the second largest final energy consumption. The disparity in amount between (D) _____'s and South Korea's final energy consumption was as much as 50 TWh. Indonesia's final energy consumption was the smallest among the countries/regions above, totaling 25 TWh.

- (A) _____
- (B) _____
- (C) _____
- (D) _____

다음 도표의 내용과 일치하지 않는 것은?? [2020년 9월 25번]



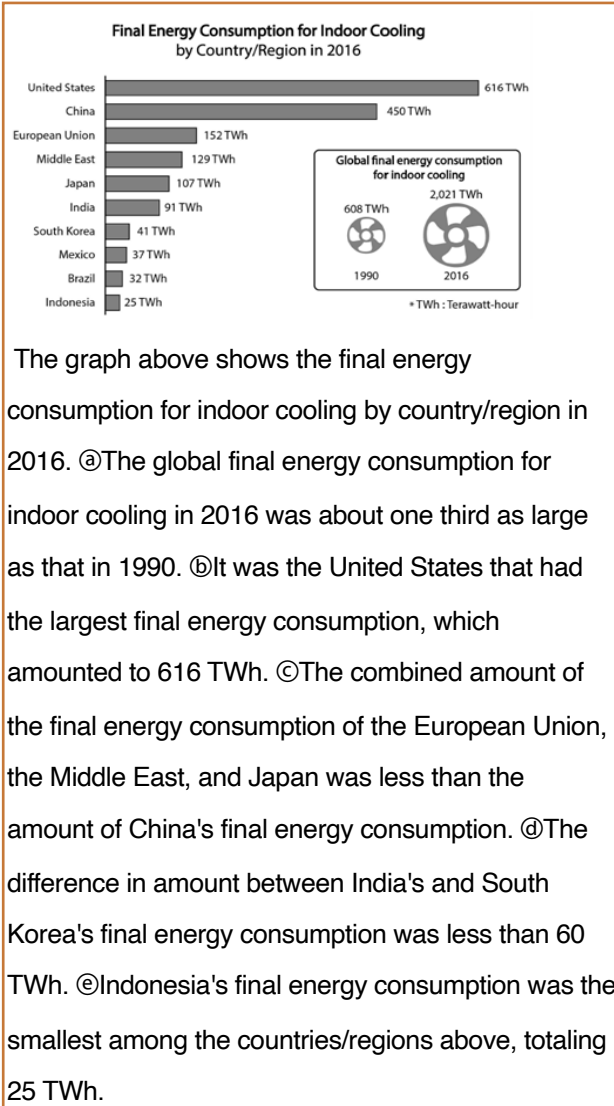
The graph above shows the final energy consumption for indoor cooling by country/region in 2016. ⓐThe global final energy consumption for indoor cooling was over three times larger in 2016 than in 1990. ⓑIt was the United States that had the largest final energy consumption, which amounted to 616 TWh. ⓒThe difference in amount between India's and South Korea's final energy consumption was more than 60 TWh. ⓓIndonesia's final energy consumption was the smallest among the countries/regions above, totaling 25 TWh. ⓔThe amount of China's final energy consumption was less than the combined amount of the final energy consumption of the European Union, the Middle East, and Japan.

- ① ⓐ
- ② ⓑ
- ③ ⓒ
- ④ ⓓ
- ⑤ ⓔ



다음 도표의 내용과 일치하지 않는 것은?³ [20년 9월 25

번]



- ① a ② b ③ c ④ d ⑤ e



정답

- 1 (A) three
(B) the United States
(C) China
(D) India

2 ㉔

3 ㉑