

BEST! Phonics

Long Vowels




Student Book
Answer Key

Unit 1. Long Vowel a


p.9

★ Listen and stick. Then, chant.

ake b ake bake 


ame g ame game 

★ Circle and write.

1. 

ake ame

bake

2. 

ake ame

game

p.11

★ Listen and circle.

1. ake 2. ame 3. ame 4. ake

★ Say and stick. Then, write.

1.  


ake cake rake


2.  


ame game same


p.12


★ Read and check.

2. 

3. 

4. 

5. 

6. 

p.13

★ Say and circle. Then, write.

1. 

bake

2. 

game

3. 

name

4. 

cake

5. 

same

6. 

lake

p.14

★ Listen and repeat. Then, find and draw.

the she an a I

I the am he

the an is I am

★ Read and circle.

2. cake

p.15


★ Find and circle.


I am Jake. I am Jake.
 The same name.
 I bake a cake. I bake a cake.
 The same cakes.


Unit 2. Long Vowel a

p.17


★ Listen and stick. Then, chant.

ane c ane cane 

ate g ate gate 


ape c ape cape 

★ Circle and write.

1. 


ane ape

cape

2. 

ane ate

cane

3. 

ape ate

gate


p.19

★ Listen and circle.

1. ape 2. ane 3. ate 4. ate


★ Say and stick. Then, write.

ane




mane

ape



cape

ate



late

p.20

★ Read and check.

1. 

2. 

3. 

4. 

5. 

6. 

p.21

★ Say and circle. Then, write.

1. 

date

2. 

lane

3. 

tape

4. 

late

5. 

mane

6. 

cape

p.22

★ Listen and repeat. Then, find and draw.

at no has as not

has not am have

not am an

at has

★ Read and circle.

1. gate 2. cane

p.23

★ Find and circle.

Kate is at the gate. Kate is late.
Kate has a cane. Kate has a cape.
Kate is not late.

Review 1

p.24

★ Read and write.

 bake	 cake	 lake	 rake
 game	 name	 =  same	 ame
 cane	 lane	 mane	 ane
 gate	 date	 late	 ate
 cape	 tape	 ape	 ape


p.25

★ Stick and say. Then, write.

1.  cake	2.  name
3.  lane	4.  gate
5.  cape	6.  lake

p.26

★ Listen and connect.



Unit 3. Long Vowel a

p.29


★ Listen and stick. Then, chant.


ave c ave cave 


ase v ase vase 

age p age page 

★ Match and write.

1. ave  vase

2. ase  page


3. age  cave

p.31


★ Listen and circle.

1. age 2. ave 3. ase 4. ave


★ Say and stick. Then, write.

1. ase 

case

2. ave 


wave


3. age 


cage


p.32


★ Read and check.


1. 

2. 

3. 


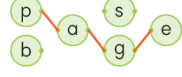
4. 


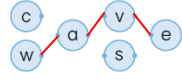
5. 


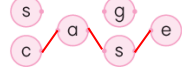
6. 


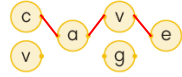
p.33


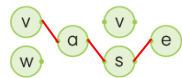
★ Connect and write.


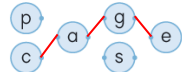
1.   page

2.   wave

3.   case

4.   cave

5.   vase

6.   cage

p.34

★ Listen and repeat. Then, look and count.

In → 5 is → 6 and → 4

★ Read and check.

1. cage 2. wave

p.35

★ Find and circle.

In a big cave, Jake is in a case.
 James is in a cage.
 On a big wave, Kate saves Jake and James.

Unit 4. Long Vowel i

p.37

★ Listen and stick. Then, chant.

ine

p ine pine

ike

b ike bike

★ Circle and write.

1.

ink

ine

pine

2.

ike

ine

bike

p.39

★ Listen and circle.

1. ike 2. ine 3. ike 4. ine

★ Say and stick. Then, write.

ike

hike

mike

ine

9

nine

vine

p.40

★ Read and check.

1.

2.

3.

4. 9

5. _____

6.

p.41

★ Connect and write.

1. 9

2.

3. _____

4.

5.

6.

n i n e

m k e

nine

m i n e

p k e

mike

v i n e

l k e

line

m i n e

b k e

bike

r i n e

l k e

like

v i n e

p k e

pine

p.42

★ Listen and repeat. Then, look and count.

am → 5 my → 6 no → 4

★ Read and check.

1. bike 2. vine

p.43









★ Find and circle.

I am Mike. I am nine. I like my bike.
 No! A vine! No! A pine! Oh, no!

Review 2






p.44

★ Read and write.

 cave	 save	 wave
 vase	 case	
 page	 cage	
 pine	 line	 nine
 vine		
 bike	 hike	 like
 mike		

p.45

★ Stick and say. Then, write.

1.  pine	2.  save
3.  hike	4.  page
5.  vase	6.  line

p.46

★ Listen and connect.



Unit 5. Long Vowel i

p.49

★ Listen and stick. Then, chant.

ide	h	ide	hide	
ite	k	ite	kite	
ive	f	ive	five	5

★ Circle and write.




1. 	2. 5	3. 
ide ite	ive ide	ive ite
hide	five	kite

p.51

★ Listen and circle.

1. ite 2. ive 3. ide 4. ive

★ Say and stick. Then, write.

1. ive	2. ide	3. ite
		
hive	ride	kite






p.52

★ Read and check.

2. ite 3. ide 4. ite 5. ide 6. ive

p.53

★ Say and color. Then, write.

1. 	2. 5	3. 
bite	five	hive
4. 	5. 	6. 
wide	ride	kite

p.54

★ Listen and repeat. Then, find and draw.

are	as	in	on
an	are	and	and
on	are	am	am
and	on	has	

★ Read and circle.

1. Five 2. kite

p.55

★ Find and circle.

Mike and Dave are on a bike.

Five hives! Hide!




Nine hives! Dive!

Mike and Dave are on a kite.




Unit 6. Long Vowel o

p.57

★ Listen and stick. Then, chant.

one	b	one	bone	
ome	h	ome	home	
ose	r	ose	rose	

★ Match and write.




1. one		rose	
2. ome			home
3. ose			bone

p.59

★ Listen and circle.

1. ome 2. one 3. one 4. ose

★ Say and stick. Then, write.

1.  cone	2.  dome	3.  hose
---	---	---






p.60

★ Say and check.

1. ose 2. one 3. ose 4. one 5. one 6. ose

p.61

★ Color and write.

1.  d o m e dome	2.  b o n e bone	3.  z o n e zone
4.  h o s e hose	5.  n o s e nose	6.  h o n e home

p.62

★ Listen and repeat. Then, find and draw.

it me my is
as it my as me
my is in it at

★ Read and circle.

1. home 2. rose

p.63

★ Find and circle.

It is a cone. No! My home.
It is a hose. No! My nose.
It is a rose. No! My bone!

Review 3

p.64

★ Read and write.

 hide	 ride	 wide
 five	 dive	 hive
 kite	 bite	 home
 bone	 cone	 zone
 rose	 nose	 hose

p.65

★ Stick and say. Then, write.

1.  hide	2.  cone
3.  home	4.  kite
5.  dive	6.  rose

p.66

★ Listen and connect.






Unit 7. Long Vowel o

p.69

★ Listen and stick. Then, chant.

ope	r	ope	rope	
ole	m	ole	mole	
ote	n	ote	note	

★ Circle and write.




1. 	2. 	3. 
ole ote	ole ope	ote ope
mole	rope	note

p.71

★ Listen and circle.

1. ote 2. ope 3. ole 4. ole

★ Say and stick. Then, write.

1. 	2. 	3. 
ole	ope	ote
pole	hope	vote







p.72

★ Say and check.

1. ope 2. ole 3. ole 4. ote 5. ope 6. ote

p.73

★ Circle and write.

1. 	2. 	3. 
rope	vote	hope
4. 	5. 	6. 
mole	pole	note

p.74

★ Listen and repeat. Then, look and count.

see → 7 oh → 4 no → 4

★ Read and circle.

1. hole 2. mole

p.75





★ Find and circle.

I see a hole.
I see a pole.
I see a note.
I see a rope.
Oh, no! A mole!





Unit 8. Long Vowel u

p.77

★ Listen and stick. Then, chant.

ube	c	ube	cube	
uge	h	uge	huge	
ule	m	ule	mule	
ute	c	ute	cute	

★ Choose and write.




1. 	2. 
huge	cute
3. 	4. 
cube	mule

p.79

★ Listen and circle.

1. ute 2. ute 3. uge 4. ule

★ Say and stick. Then, write.

1. 	2. 	3. 
uge	ube	ute
huge	tube	mute







p.80

★ Say and check.

1. ube 2. ule 3. ube 4. ute 5. uge 6. ute

p.81

★ Circle and write.

1. 	2. 	3. 
m u t e	m u l e	t u b e
mute	mule	tube
4. 	5. 	6. 
p u t e	h e g i	c u c i
c u g e	h u c e	c a b e
cute	huge	cube

p.82

★ Listen and repeat. Then, look and count.

is → 5 a → 4 have → 6

★ Read and check.

1. mule 2. tube

p.83

★ Find and circle.

Jane is a mule.
Jane is cute.
I have a cube.
I have a tube.
Jane is a cute huge mule.

Review 4

p.84

★ Read and write.

 r ope rope	 h ope hope
 mole	 hole
 p ole pole	
 n ote note	 v ote vote
 cube	 tube
 h uge huge	
 mule	 cute
 m ute mute	

p.85

★ Stick and say. Then, write.

1.  tube	2.  huge
3.  mole	4.  cute
5.  vote	6.  mule

p.86

★ Listen and connect.

