

[Skip to content](#)

Manuals+

User Manuals Simplified.



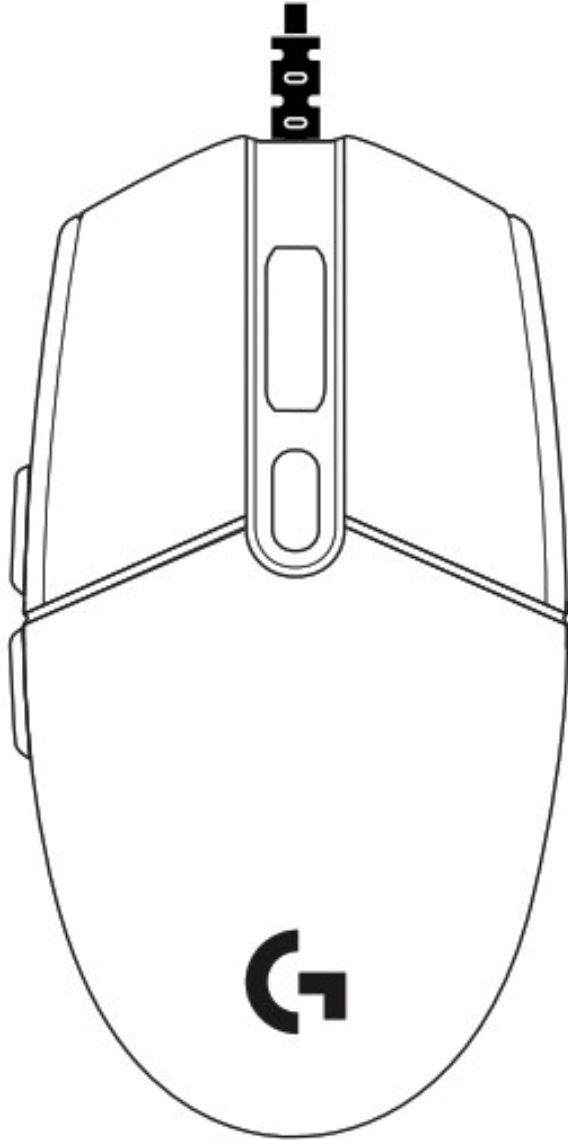
logitech Lightsync Instruction Manual

Home » [Logitech](#) » logitech Lightsync Instruction Manual 



G102 | G203 LIGHTSYNC

Gaming Mouse Souris gaming
SETUP GUIDE | GUIDE D'INSTALLATION



Contents [[hide](#)]

1 SETUP INSTRUCTIONS

2 6 FULLY PROGRAMMABLE BUTTONS

3 LIGHTSYNC RGB PROGRAMMABLE LIGHTING

4 File Downloads

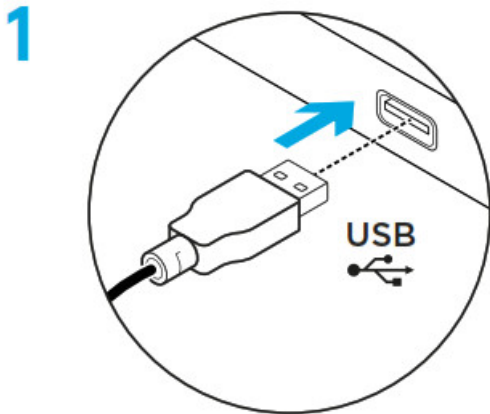
5 References

6 Related Manuals

SETUP INSTRUCTIONS

Please read the instructions before operating the product.

1. Plug mouse into USB port.



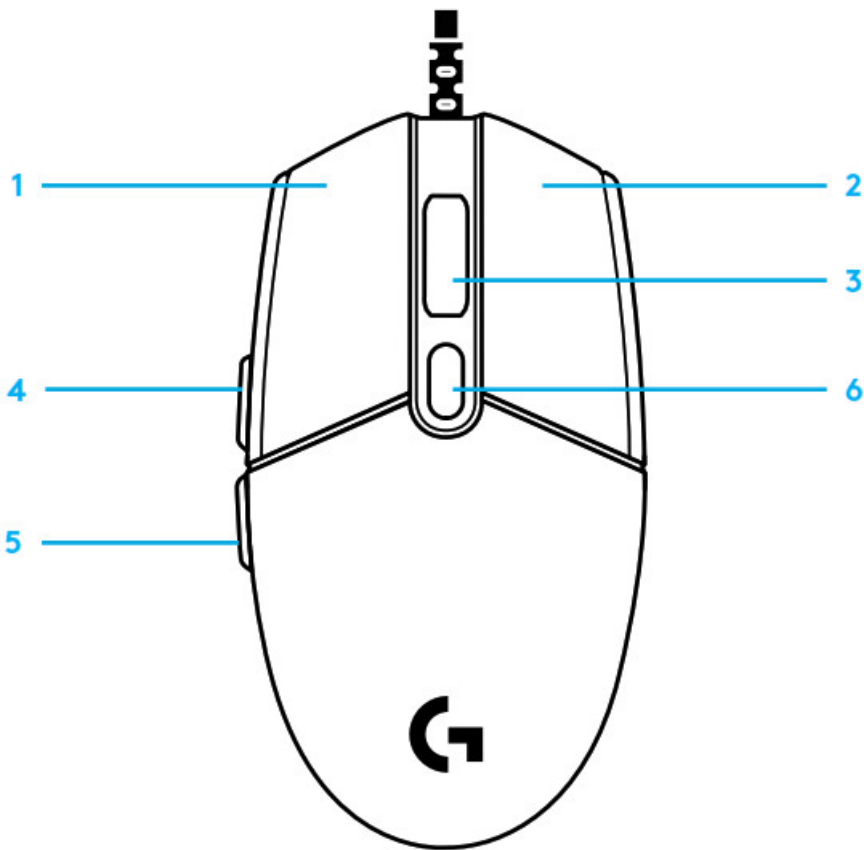
2. Download and install Logitech G HUB software from logitechG.com/GHUB.



logitechG.com/GHUB

6 FULLY PROGRAMMABLE BUTTONS

By default these buttons are programmed:



1. Primary click
2. Secondary click
3. Wheel click
4. Forward
5. Back
6. DPI Cycle

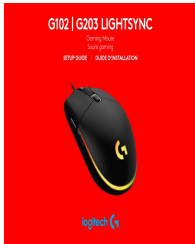
LIGHTSYNC RGB PROGRAMMABLE LIGHTING

G102 / G203 LIGHTSYNC has 3 independent lighting zones that can be customized using the Logitech G HUB software to a variety of solid colors or animated effects like a color cycle or breathing/pulsing. Lighting can be synchronized with other supported Logitech G devices using the Logitech G HUB software. Learn more: logitechG.com/GHUB



respective logos are trademarks or registered trademarks of Logitech Europe S A and/or its affiliates in the US and other countries All other trademarks are the property of their respective owners Logitech assumes no responsibility for any errors that may appear in this manual Information contained herein is subject to change without notice

File Downloads



Instruction Manual [Download](#) [optimized]
Lightsync Gaming Mouse, G102, G203 [Download](#)

References

- [Logitech G HUB Advanced Gaming Software, RGB & Game Profiles](#)
- [Logitech G HUB Advanced Gaming Software, RGB & Game Profiles](#)

Related Manuals

1. [Logitech Gamepad F310 Instruction Manual](#) Getting started with Logitech® Gamepad F310 Gamepad F310 features *...
2. [Logitech USB Headset H570e Instruction Manual](#) Setup Guide KNOW YOUR PRODUCT IN-LINE CONTROLLER WHAT'S IN THE...
3. [Logitech MX Master 3 Instruction Manual](#) MX Master 3 Getting Started QUICK SETUP For more detailed...
4. [Logitech Earbuds G333 VR Instruction User Manual](#) SETUP GUIDE Logitech Earbuds G333 VR FEATURES For Oculus...
5. [logitech HD video system USB camera microphone speaker Instruction Manual](#) HD video system USB camera microphone speaker TABLE HUB Power...
6. [logitech Webcam User Manual](#) Logitech C920E HD WEBCAM DATASHEET HD Video. Incredible Price. C920e...